

Getting Started

Installation Refer to the **PCS Clinical Audit Tool®** Quick Reference Guide for installation instructions and an overview of CAT features.

CAT Cancer Screening Graphs

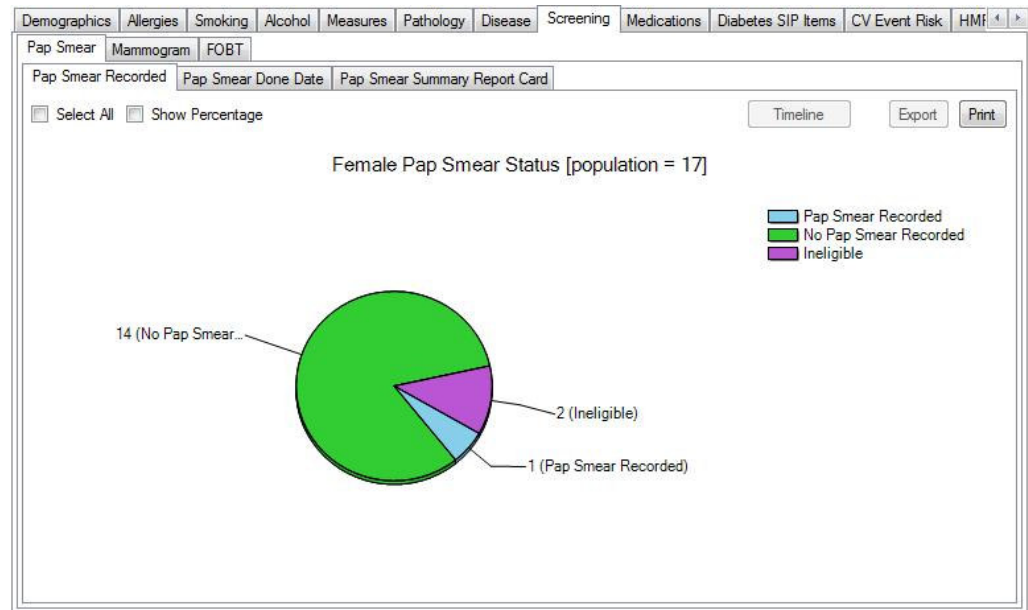
Overview The **'Screening'** tab provides three sub tabs for the various screening sections. These are:

- Pap Smear
- Mammogram (only available with compatible PrimaryCare Sidebar® functionality)
- FOBT

Pap Smear > Pap Smear Recorded

A pie chart displays the % of female patients in the following categories:

- Pap Smear Recorded - at least one pap smear result has been recorded for this patient¹
- No Pap Smear Recorded - a pap smear result has never been recorded for this patient
- Ineligible - the patient no longer is required to have a pap smear because 1) the patient has been ticked for exclusion on the pap smears tab, or 2) the patient has a diagnosis code that implies exclusion²



¹ Refer to the mappings document for your clinical system

² Refer to the diagnosis codes at the end of this guide

<p>Pap Smear > Pap Smear Done Date</p>	<p>A pie chart displays the % of female patients who have a pap smear last recorded in the following categories:</p> <ul style="list-style-type: none"> < 1 year 1-2years >2-3 years >3-4 years > 4 years 	
<p>Pap Smear > Summary Report Card</p>	<p>A report for eligible females aged 18-70</p>	<p>The Pap Smear Summary Report Card is an initiative of the SA Cervix Screening Program (SACSP) to improve the management of clinical information related to cervical screening and to support increased participation of women in screening.</p> <p>Refer to the PCS Clinical Audit Tool® User Guide for further information.</p>

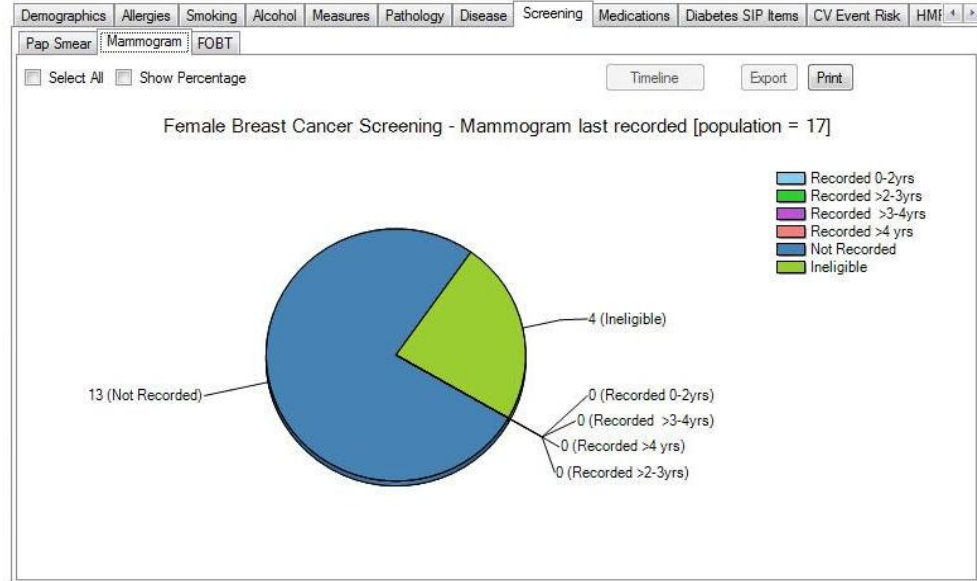
Mammogram

(only available with compatible PrimaryCare Sidebar® functionality)

A pie chart displays the % of female patients with a Mammogram Last Recorded³ in the following categories:

- 0-2 years
- >2-3 years
- >3-4 years
- > 4 years
- No Mammogram Recorded - a mammogram has never been recorded for this patient
- Ineligible - the patient no longer is required to have a mammogram because the patient has a diagnosis code that implies exclusion⁴

NOTE: Mammograms for this graph are recorded in the PrimaryCare Sidebar®. If you do not have this installed you will not be able to use this graph.



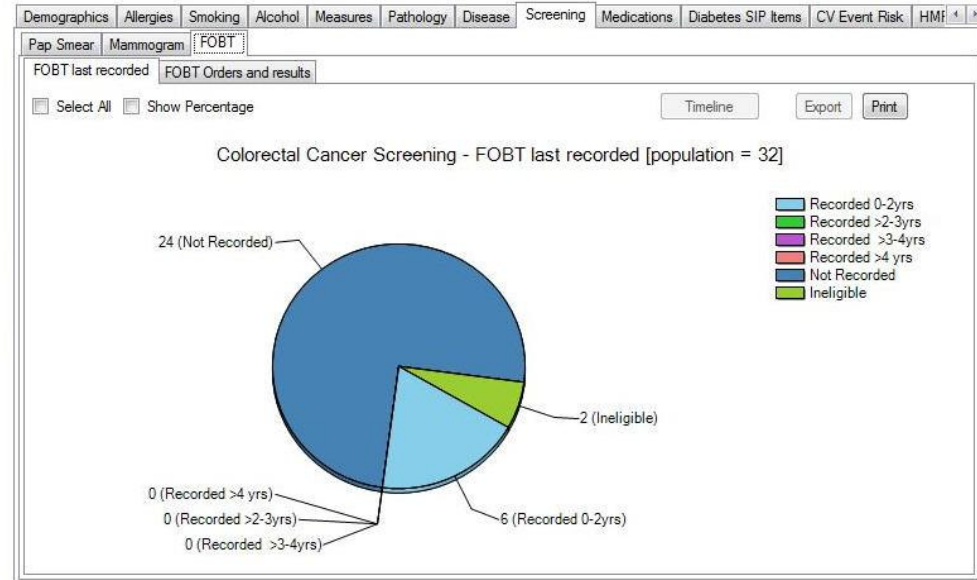
³ Mammograms must be recorded in the PrimaryCare Sidebar®

⁴ Refer to the diagnosis codes at the end of this guide

FOBT > FOBT Last Recorded

A pie chart displays the % of patients with a FOBT Last Recorded⁵ in the following categories:

- 0-2 years
- >2-3 years
- >3-4 years
- > 4 years
- No FOBT Recorded - an FOBT test has never been recorded for this patient
- Ineligible - the patient no longer is required to have an FOBT test because the patient has a diagnosis code that implies exclusion⁶



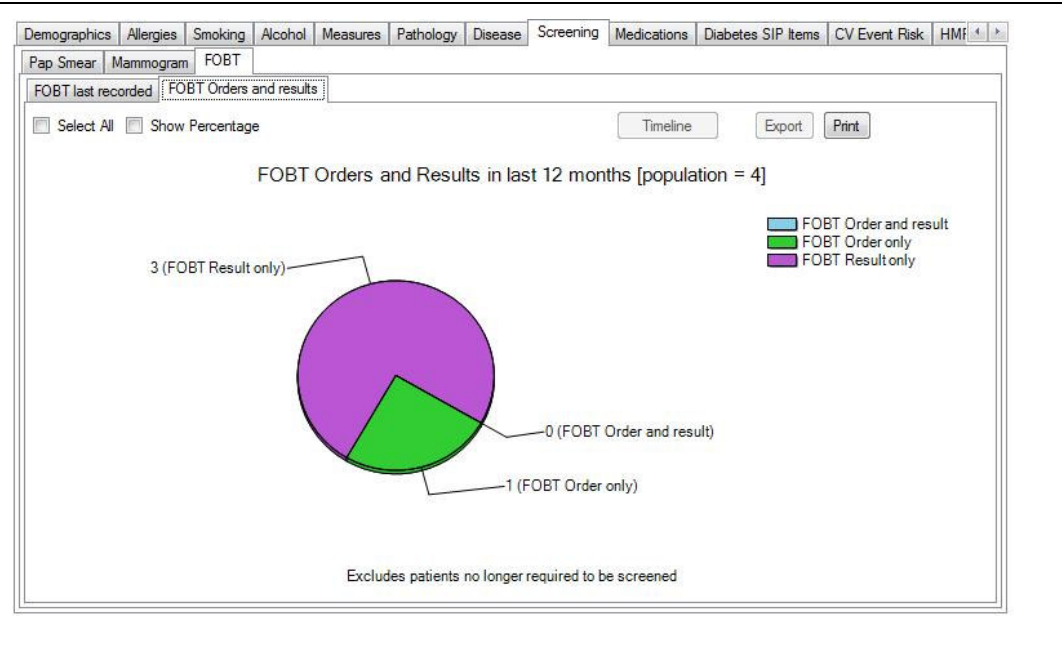
⁵ Refer to the pathology test names and codes at the end of this guide

⁶ Refer to the diagnosis codes at the end of this guide

FOBT > FOBT Orders and Results

A pie chart displays the % of patients who are required to have an FOBT test (i.e. are not ineligible) and have had an FOBT test order or result in the last 12 months in the following categories:

- FOBT Order and result - an FOBT test result has been received in the last 12 months with an order recorded within 6 months prior⁷
- FOBT Order only - an FOBT order has been recorded but no result has been received
- FOBT Result only - an FOBT order has been received but no order is recorded



⁷ FOBT results and orders within 6 months of each other are considered to be a 'pair'

Diagnosis Codes ⁸		
Pap Smear Exclusions	Hysterectomy Hysterectomy - Abdominal Hysterectomy - Laparoscopic Hysterectomy - ovary(ies) spared Hysterectomy - Subtotal Hysterectomy - Vaginal Hysterectomy - Vaginal with vaginal repair Hysterectomy & BSO – Abdominal	Hysterectomy, subtotal Partial hysterectomy Subtotal hysterectomy Subtotal hysterectomy Surgery - Uterus - Hysterectomy Uterus - removal of Vaginal Hysterectomy
Mammogram Exclusions	Adenocarcinoma - Breast Breast cancer Breast carcinoma Breast carcinosarcoma Breast removal Carcinoma - Breast Carcinosarcoma of the breast Mastectomy Mastectomy - partial & node biopsy	Radical mastectomy Radical mastectomy Signet ring cell carcinoma of breast Simple mastectomy Surgery - Mastectomy Surgery - Radical mastectomy Surgery - Radical mastectomy Surgery - Simple mastectomy

⁸ Not all codes may exist in your clinical system

<p>Colorectal Exclusions</p>	<p>Cancer of the Bowel Adenocarcinoma - Colon Anal carcinoma Bowel cancer Carcinoma - Anus Carcinoma - Colon Carcinoma - Rectum Carcinosarcoma of the colon Colon - Adenocarcinoma Colon carcinosarcoma Colonic cancer Colonic carcinoma Hereditary Non-Polyposis Colon Cancer Hereditary nonpolyposis colorectal carcinoma HNPCC (Hereditary Non-Polyposis Colon Cancer) Rectal adenocarcinoma Rectal cancer Rectal carcinoma Signet ring cell carcinoma of bowel Signet ring cell carcinoma of rectum Squamous cell carcinoma of anus</p>	<p>Polyps Adenomatous polyp - Colon Colon tumour Colonic polyp(s) Colonic polyp, removal Colonic polypectomy Familial polyposis coli Familial polyposis coli Multiple colonic polyps Multiple colonic polyps Neoplasm - Colon Polyp(s) – caecum Polyp(s) - colon Polyp(s) - colonic Polyp(s) - rectal Polyposis Coli Polyposis coli Rectal polyp excision Rectal polyp, removal Rectal polypectomy Rectal polyps Removal of colonic polyp Removal of rectal polyp</p>
-------------------------------------	--	--

Pathology Codes		
Pap Smear	<p>Test names</p> <p>CCSR CERVICAL – CONVENTIONAL SMEAR CERVICAL CYTOLOGY CERVICAL SMEAR CERVICAL SMR CYG CYTOLOGY GYNAECOLOGICAL CYTOLOGY GYNAECOLOGICAL (PAP-0) CYTOLOGY-PAP SMEAR GYNAECOLOGICAL CYTOLOGY NON SCREENING SMEAR PAP (BALLARAT) PAP (GEELONG) PAP SMEAR PAP SMEAR +/- THIN PREP PAP SMEARS PAP TEST PAP-0 (PAP SMEAR)</p>	
FOBT	<p>Test names</p> <p>Faecal Occult Blood Faecal occult blood screening Faecal Occult Blood Test FOB FOBT Occult blood – faeces Stool occult blood test</p>	<p>LOINC codes</p> <p>2335-8 27396-1 14563-1 14564-9 14565-6 12503-9 12504-7 27401-9 27925-7 27926-5</p>