



CAVIH

Hep B Screening and Management

Quick Reference Guide

Version 4.9 – December 2017


About this Guide

Hepatitis B (Hep B) is a blood borne virus infection which is increasing in prevalence in Australia. Hep B screening and management was identified by the Central and Eastern Sydney Primary Health Network (CES PHN) as a key area for improving health outcomes in their PHN catchment. CAT4's Hep B Screening and Management module was developed to allow clinicians to easily identify patients with risk factors for screening and follow-up patients with Hep B diagnosis for management and review.

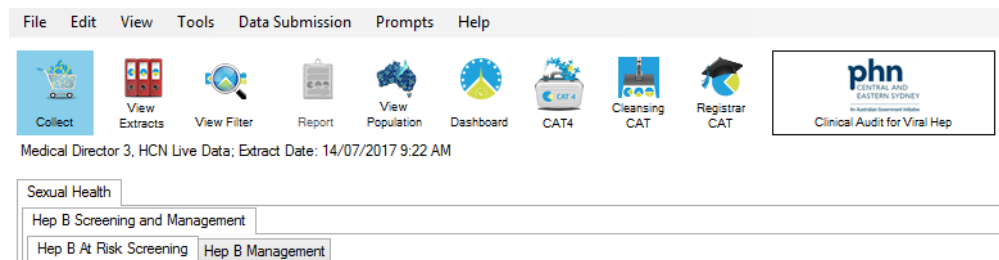
This guide serves as a quick reference for the Hep B Screening and Management module.

Accessing the module

1. From the CAT Dashboard click the **Programs** icon
2. Click the **Clinical Audit for Viral Hep** tile.



3. The **Sexual Health > Hep B Screening and Management** tab will be displayed.



There are **2 main tabs** within the module that displays the graphs:

1. **Hep B At Risk Screening**
 - The Screening graph includes patients without a current Hep B diagnosis but with one or more risk factors making them eligible for screening. The graph displays the number of patients that have been screened, not screened, and vaccinated.
 - Risk factors:
 - Ethnicity
 - Country of Origin
 - Indigenous
 - Pregnant
 - Liver Disease or Elevated ALT (M>30, F>19)
 - Intravenous Drug Use
 - Male and Homosexual/Bisexual
 - Dialysis
 - HIV and/or Hep C diagnosis
 - Gonorrhoea and/or Syphilis diagnosis
2. **Hep B Management**
 - The Management graph includes patients with a current or past Hep B diagnosis. The graph displays the follow-up pathology testing that has/has not been done and other management items for review.
 - Management Items:
 - HBV DNA last 12 months
 - ALT last 6 months
 - AFP last 6 months, where HBV/ALT are not at target
 - Liver Ultrasound (L US) last 6 months, where HBV/ALT are not at target
 - On Treatment

For any questions you may contact the following:

- Pen CS Support
 - 1800 762 993
 - support@pencs.com.au

There is additional information available to describe the mapping and other background information at: <http://help.pencs.com.au/display/CG/Hepatitis+B+Screening+and+Management>



Tips for using the Pen CS CAT Hep B Screening and Management module for quality improvement activities by your practice

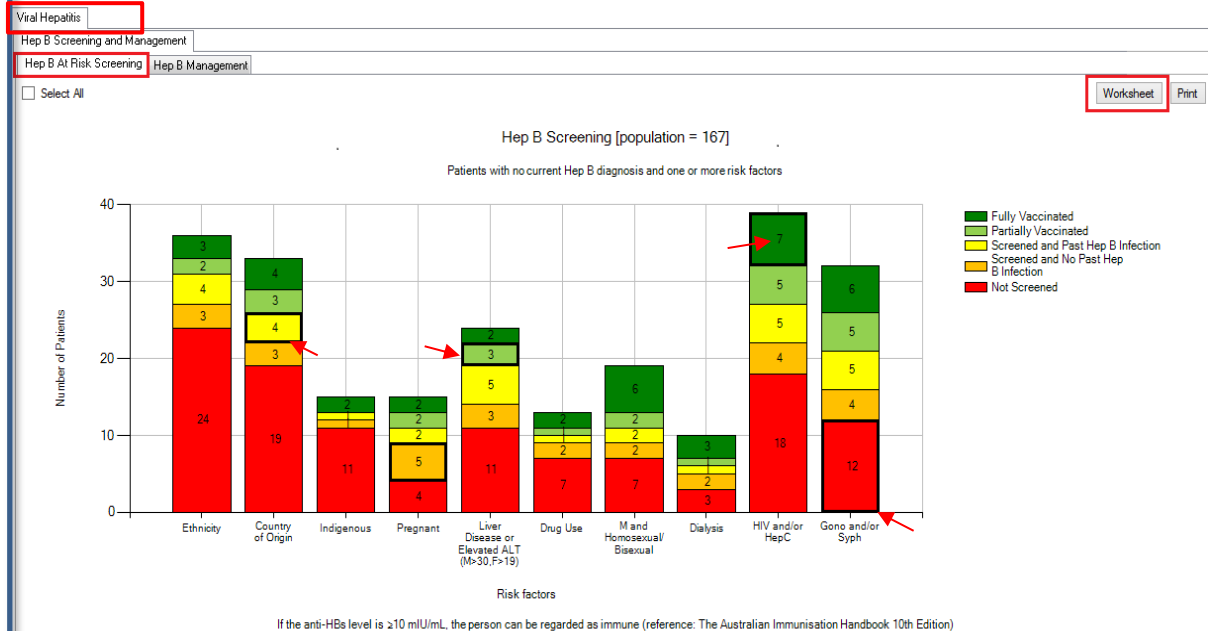
A worksheet listing patients that **have not been screened** can be created by the following method:

1. Go to **Hep B At Risk Screening** tab.
2. Click the **red bar** for not screened patients.
3. Click the **Worksheet** button to see list of patients. The sample worksheet below shows patients that have not been screened and are at risk due to their **Gono and/or Syph** diagnosis.

Reidentify Report [patient count = 12] - Reidentify Worksheet
Selected: Hep B At Risk Screening (Gono and/or Syph Not Screened)

ID	Surname	First Name	Sex	DOB	Ethnicity	Country of Birth	Indigenous	Pregnant	Liver Disease/Elevated ALT	Drug Use	Homosexual/Bisexual (if male)	Dialysis	HIV and/or HepC	Gono and/or Syph
49628.170	Hepb	Md-Test20	F	24/12/1958										Gono: 05/07/2017
49628.171	Hepb	Md-Test21	M	14/04/1903										Gono: 05/07/2017
49628.172	Hepb	Md-Test22	M	04/05/1905										Syph: 05/07/2017
49628.173	Hepb	Md-Test23	F	11/11/1978										Syph: 05/07/2017
49628.174	Hepb	Md-Test24	M	30/03/1958										Gono: 05/07/2017
49628.176	Hepb	Md-Test26	F	07/07/1977										Gono: 05/07/2017
49628.177	Hepb	Md-Test27	F	03/03/1903										Gono: 05/07/2017

Patient demographic details



A worksheet listing patients that **have been screened** can be created by the following method:

1. Go to **Hep B At Risk Screening** tab.
2. Click the **yellow bar** for patients with past Hep B infection or the **orange bar** for patients with no past Hep B infection.
3. Click the **Worksheet** button to see list of patients. The sample worksheet below shows patients with past Hep B infection diagnosis and were screened but are at risk due to their **Country of Birth**.

Reidentify Report [patient count = 4] - Reidentify Worksheet
Selected: Hep B At Risk Screening (Country of Origin Screened and Past Hep B Infection)

ID	Surname	First Name	Sex	DOB	Ethnicity	Country of Birth	Indigenous	Pregnant	Liver Disease/Elevated ALT	Drug Use	Homosexual/Bisexual (if male)	Dialysis	HIV and/or HepC	Gono and/or Syph
49628.217	Hepb	Md-Test67	M	02/12/1978		Former Yugoslav Republic of Macedonia (FYROM)								
49628.269	Hepb	Md-Test119	M	01/01/1979	Roma/Gypsy	Venezuela, Bolivarian Republic of								
49628.270	Hepb	Md-Test120	F	02/01/1977	Mainland SouthEast Asian, nec	Korea, Democratic People's Republic of (North)			ALT=20 01/02/2017					
49628.271	Hepb	Md-Test121	F	01/01/1971	Trinidadian Tobagonian	Guinea-Bissau		Y	ALT=20 01/02/2017				HV: 07/07/2017, HepC: 07/07/2017	Gono: 07/07/2017, Syph: 07/07/2017

Patient demographic details

A worksheet listing patients that **have been vaccinated** can be created by the following method:

1. Go to **Hep B At Risk Screening** tab.
2. Click the **dark green** for patients that were fully vaccinated or **light green** for patients that were partially vaccinated.
3. Click the **Worksheet** button to see list of patients. The sample worksheet below shows patients that were partially vaccinated but are at risk due because they were diagnosed with **Liver Disease or with elevated ALT**.

Reidentify Report [patient count = 3] - Reidentify Worksheet
Selected: Hep B At Risk Screening (Liver Disease or Elevated ALT (M>30, F>19) Partially Vaccinated)

ID	Surname	First Name	Sex	DOB	Ethnicity	Country of Birth	Indigenous	Pregnant	Liver Disease/Elevated ALT	Drug Use	Homosexual/Bisexual (if male)	Dialysis	HIV and/or HepC	Gono and/or Syph
49628.201	Hepb	Md-Test51	M	01/02/1977					Liver Disease 05/07/2017					
49628.202	Hepb	Md-Test52	M	01/01/1955					ALT=40 01/04/2017					
49628.203	Hepb	Md-Test53	F	01/01/1955					ALT=40 01/04/2017					

Patient demographic details



CAT4 Tip: If you are interested to see the assigned provider and when the patient was last seen by the provider – after you have selected your target profile in either Hep B At Risk Screening tab or Hep B Management tab you may click the **'View Population'** button located in the upper menu of CAT4.



Tips for using the Pen CS CAT Hep B Screening and Management module for quality improvement activities by your practice

A worksheet listing patients with current or past Hep B infection but **management items are not at target** can be created by the following method:

1. Go to **Hep B Management** tab.
2. Click the **dark orange bar for ALT Not At Target** or **yellow bar for Alcohol Not At Target**.
3. Click the **Worksheet** button to see the list of patients. The sample worksheet below shows **patients with Hep B diagnosis and with ALT pathology test done in the last 6 months but the ALT values are not at target**.

Reidentifiy Report (patient count = 7) - Reidentifiy Worksheet
Selected: Hep B Management (ALT <6mths ALT Not At Target, Consider Referral)

ID	Surname	First name	Sex	DOB	HepB	HBsAg	HBcAg	HBV DNA	ALT	Anti-HBe
49628.221	Hepb	Md-Test71	M	02/02/1982	Y	01/04/2017		40	01/02/2017	
49628.222	Hepb	Md-Test72	F	02/02/1972	Y	01/04/2017		20	01/02/2017	
49628.270	Hepb	Md-Test120	F	02/01/1977	Y	01/01/2017		19.8	01/02/2017	
49628.271	Hepb	Md-Test121	F	01/01/1971	Y	01/01/2017		18.8	01/02/2017	
49628.275	Hepb	Md-Test125	F	01/05/1970	Y	01/02/2017	0	19.5	01/02/2017	01/01/2016
49628.276	Hepb	Md-Test126	F	04/04/1974	Y	01/02/2017	0	20	01/02/2017	01/02/2017
49628.280	Hepb	Md-Test130	M	05/05/1970	Y	01/01/2017	1	31	01/02/2017	01/01/2017



A worksheet listing patients with current or past Hep B infection but **management items are not recorded** can be created by the following method:

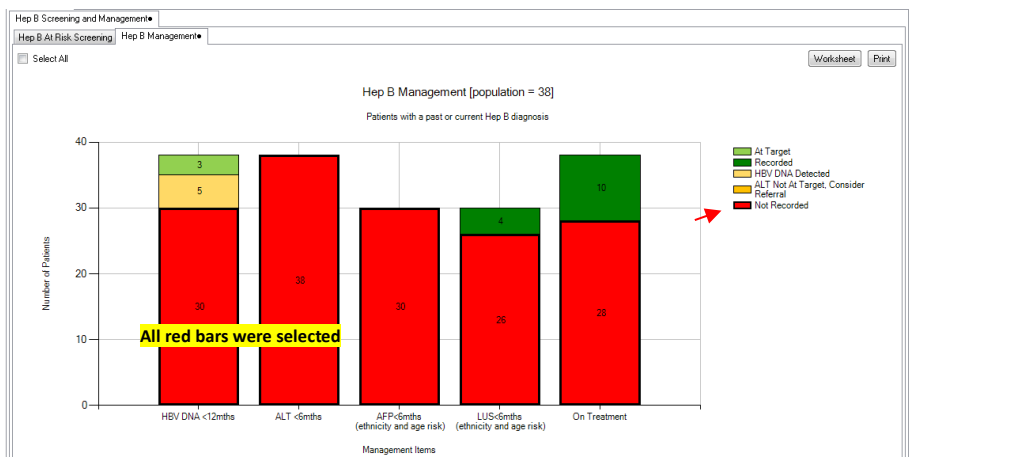
1. Go to **Hep B Management** tab.
2. Click the **red bar for not recorded management items**.
3. Click the **Worksheet** button to see the list of patients. The sample worksheet below shows **patients with Hep B diagnosis and their treatment or medication are not recorded**.

Reidentifiy Report (patient count = 25) - Reidentifiy Worksheet
Selected: Hep B Management (On Treatment Not Recorded)

ID	Surname	First name	Sex	DOB	HepB	HBsAg	HBcAg	HBV DNA	ALT	Anti-HBe	HBc	AFP	LUS	Cirrhosis	HBV HepA, HepC, HepD	Alcohol	On Treatment
49628.216	Hepb	Hes-Test69	F	01/01/1983	Y												06/07/2017
49628.217	Hepb	Hes-Test67	M	02/12/1978	Y												01/04/2017
49628.218	Hepb	Hes-Test68	F	11/11/1971	Y												01/04/2017
49628.220	Hepb	Hes-Test70	M	02/02/1989	Y												01/04/2017
49628.221	Hepb	Hes-Test71	M	02/02/1982	Y				40	01/02/2017							01/04/2017
49628.222	Hepb	Hes-Test72	F	02/02/1972	Y				20	01/02/2017							01/04/2017
49628.223	Hepb	Hes-Test73	F	03/03/1983	Y												01/04/2017
49628.224	Hepb	Hes-Test74	M	02/02/1974	Y												06/07/2017
49628.225	Hepb	Hes-Test75	M	04/04/1975	Y												06/07/2017



CAT4 Tip: Instead of clicking a bar one by one **you may click the legend to select all related bars**. For example, clicking 'Not Recorded' will select all red bars.



CAT4 Tip: If you only selected a **single bar** from either tabs you can just **double click the bar** to load the worksheet.