

Health Care Homes App



Unknown macro: 'export-link'



Please note: The process described here relates to flagging a patient in TopBar/CAT4. To formally enrol patients into the Health Care Home Program, with the Department of Human Services practices need to enrol patients using the Health Professional Online Services (HPOS) system and follow any other steps necessary to complete the enrolment.

This guide will show you how to use Topbar to flag patients who have been registered into the Health Care Home trial. The HCH app is available for MD3, BP and Zedmed in Topbar.

De-identified data from this process will be sent to Health Policy Analysis (HPA) for the purpose of evaluating the trial. Your practice will have signed an agreement with your PHN for this functionality to be available.

You can also watch our [HCH Topbar Video](#)

Please refer to the following QRGs:

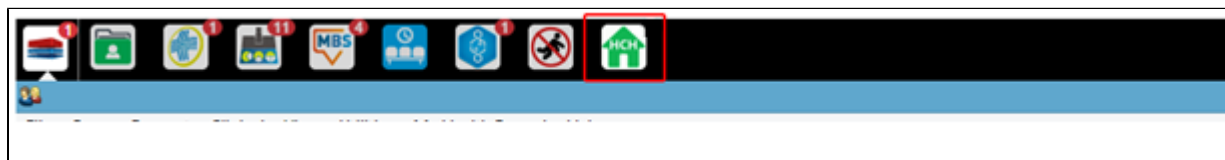
- [Health Care Homes CAT4 Enrolment](#)
- [Health Care Homes CAT4 Management](#)

Please note that you will have to decide whether to use Topbar or CAT4 to flag enrolled patients before commencing using the tools. If you are using a compatible clinical system we recommend Topbar, as this will give the clinician at the point of care an easy way to flag enrolled patients with a couple of mouse clicks. CAT4 will still provide management and reporting options, as it will be able to extract the relevant information from Topbar.

The Topbar HCH App



Once you are registered for HCH you will have access to a new App. This will allow to flag patients as registered into Health Care Homes.



- Click on the App to see the enrolment options
- Click the Accept button for the appropriate Tier

Note: The appropriate Tier will be determined by the risk stratification and assessment processes implemented independently of this app

Health Care Homes

NOTIFICATIONS

SETTINGS

ENROLMENT

close

Action Required

hide

PROMPT TEXT	ACTION		
Tier 3 - Health Care Homes Trial Enrolment	ACCEPT	DISMISS	DEFER
Tier 2 - Health Care Homes Trial Enrolment	ACCEPT	DISMISS	DEFER
Tier 1 - Health Care Homes Trial Enrolment	ACCEPT	DISMISS	DEFER

Accepted

hide

No accepted prompts.

Deferred


hide

No deferred prompts.

Dismissed

hide

No dismissed prompts.



Health Care Homes

Prompt Text

Tier 3 - Health Care Homes Trial Enrolment

Filters Used

Reports Used

Prompt History

Creation Date: 9/27/2017 5:02:50 PM

Created By: PHN-Test-3.3-A

To remove patients that have been flagged as enrolled you can simply click on the "unaccept" link in the Topbar app when the patient to be removed is open:

HCH

NOTIFICATIONS

SETTINGS

ENROLMENT

Action Required

hide

PROMPT TEXT	ACTION	
Tier 3	ACCEPT	
Tier 2	ACCEPT	

Accepted

hide

PROMPT TEXT	ACCEPTED DATE	ACTION
Tier 1	26/04/2018	UNACCEPT

The App will now display with green tick to show the patient is flagged as enrolled. This notification will be available to GPs during patient consult.



- The Enrolment tab of the App can be clicked to view the full list of all patients flagged as enrolled.

Health Care Homes

NOTIFICATIONS²

SETTINGS¹


ENROLMENT

Enrolment [hide](#)

PATIENT NAME	PROMPT	STATUS	ACTIONED BY	ACTIONED DATE
Paul Mathews	Tier 3 - Health Care Homes Trial Enrolment	Accepted	test.paul	1/08/2017 11:11:36 AM
Christine Chidgey	Tier 3 - Health Care Homes Trial Enrolment	Accepted	test.paul	1/08/2017 11:17:39 AM
James Alcorn	Tier 1 - Health Care Homes Trial Enrolment	Accepted	test.paul	1/08/2017 11:18:33 AM


What if the App is not visible in Topbar?

Updates to Topbar are pushed out to the practice overnight so you should see the App from the 1st October 2017 if you have signed on as trial practice. In the event that the App is not visible, you can restart the Topbar service as follows:

- Click the  icon at the right-hand side of Topbar
- Click Settings
- Click the 'Support and Diagnostics' tab

Hello, Dr Matthias QA
Matthias QA Clinic


 My Account


 Help


 Settings


Back-ground color



 User Guides

 Release Notes

 Feedback

 My Apps

 Sign Out

RESET YOUR TOPBAR CLINIC SERVICE

Click the button

Settings

APPLICATION SETTINGS
 SUPPORT AND DIAGNOSTICS
 ABOUT TOPBAR

✕ CLOSE

Pen CS Support Contact Details
 Web: www.pencs.com.au
 Email: support@pencs.com.au
 Free call: 1800 762 993

Diagnostic Logging
 ON: Diagnostic information is being captured

DISABLE LOGGING

Information Capture Level
 *Low detail
 @High detail

View or Send Logs

VIEW THE CURRENT LOG

Current log size is: 130.87 KB

SEND CURRENT LOG TO PEN CS

Active Users
 matthias.qa

RESET YOUR TOPBAR CLINIC SERVICE

Extractor Health Report

VIEW HEALTH REPORT

Apps Generation

APP	TYPE	TIME (MS)	APP ITEMS	STATUS
Waiting Room	User App	410	4	✓ Enabled
CAT Prompts	User App	1376	3	✓ Enabled
MBS Items	User App	113	4	✓ Enabled
Data Cleansing	User App	195	4	✓ Enabled
Patient Health Summary	User App	196	4	✓ Enabled
Pen CS Knowledge Base	User App	210	3	✓ Enabled
Pen CS Community	User App	118	3	✓ Enabled
Health Provider Portal	User App	177	3	✓ Enabled
HealthPathways	User App	85	3	✓ Enabled
AMA Doctor Portal	User App	147	3	✓ Enabled
Healthcare IT News	User App	123	3	✓ Enabled
NDSS App	User App	96	3	✓ Enabled
Amgen REFRAME Osteoporosis	User App	166	3	✓ Enabled
Angular 6 sample app	User App	163	3	✓ Enabled
NBM Direct link -test	User App	117	3	✓ Enabled
Ocean BP Demo App	User App	98	3	✓ Enabled
PROD IN TEST REFRAME APP	User App	145	3	✓ Enabled
Naren test	User App	614	3	✓ Enabled
Naren Amgen test	User App	223	3	✓ Enabled
tb4864retest	User App	123	3	✓ Enabled
PIP QI	User App	120	3	✓ Enabled
CC Test App	User App	97	3	✓ Enabled

- Your screen might go pink briefly while Topbar restarts (this is normal)

- Once Topbar has restarted it will reinitialise and the Apps will reappear

For further support please contact the Pen CS Help Desk on 1800 762 993.