


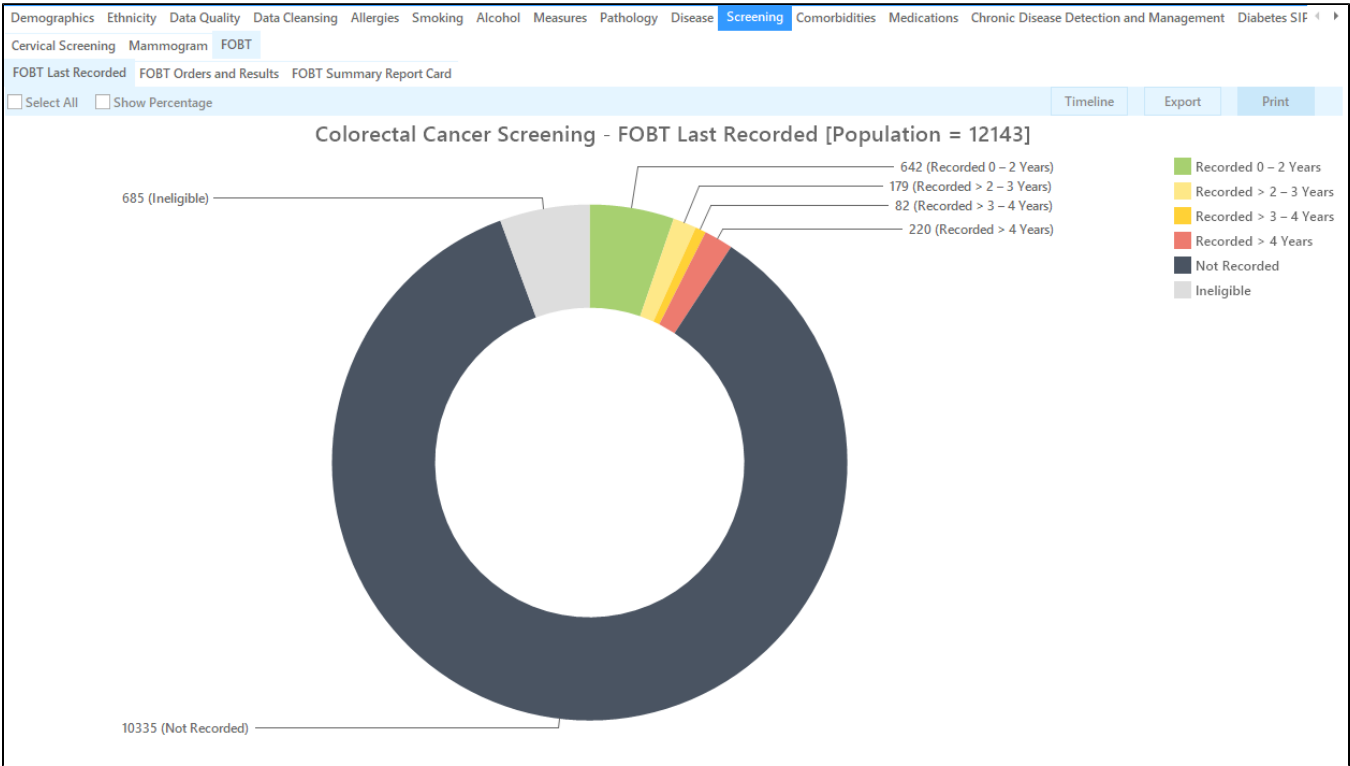
FOBT

The FOBT (Faecal occult blood test) tab provides three subtabs:

- FOBT Last Recorded

A pie chart displays the % of patients with a FOBT Last Recorded in the following categories:
0-2 years, >2-3 years, >3-4 years,> 4 years, No FOBT Recorded, Ineligible*.

 This report needs filtering for the appropriate age group as by default it will show all patients!

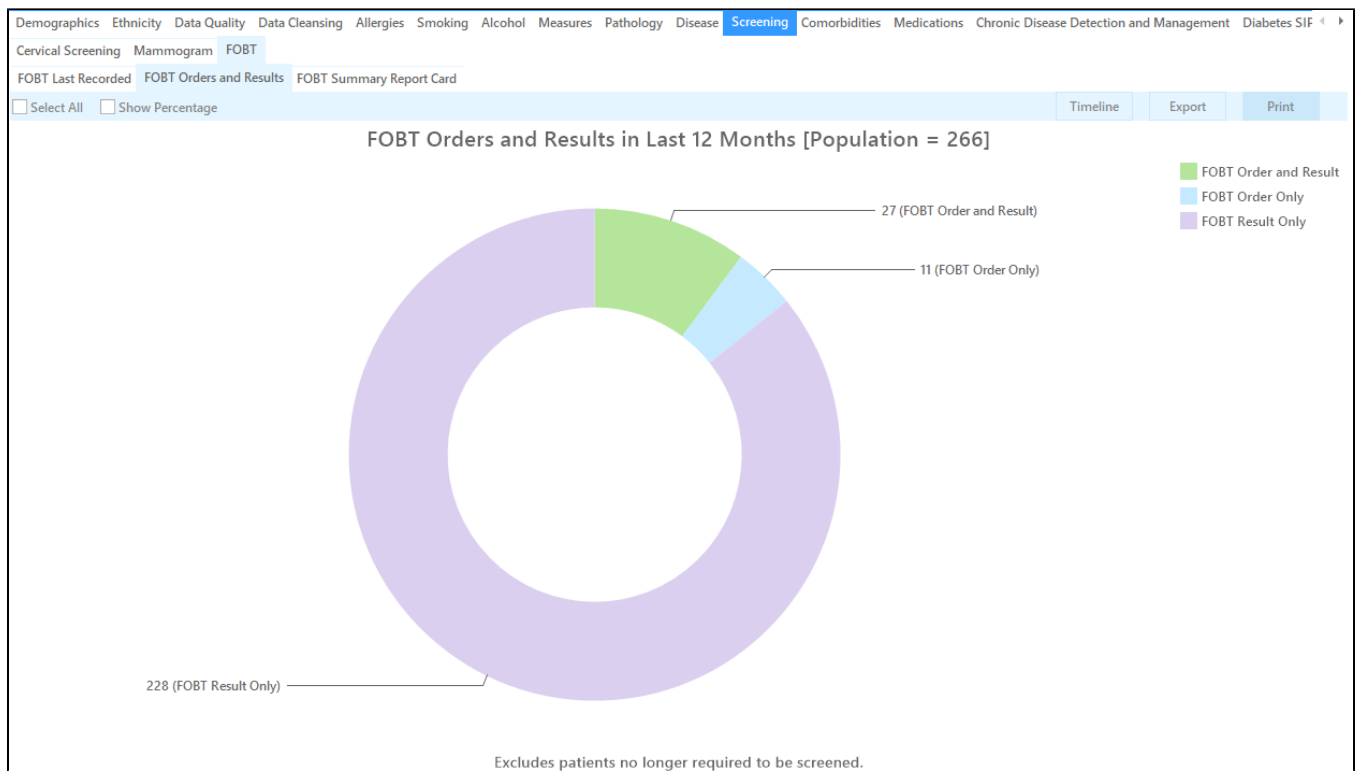


- FOBT Orders and results

A pie chart displays the % of patients who are required to have an FOBT test (i.e. are not ineligible) and have had an FOBT test order or result in the last 12 months in the following categories:

- FOBT Order and result - an FOBT test result has been received in the last 12 months with an order recorded within 6 months prior
- FOBT Order only - an FOBT order has been recorded but no result has been received
- FOBT Result only - an FOBT order has been received but no order is recorded

This graph allows the clinician to follow up patients who have had an order placed but where a result has not been received.



The third tab, FOBT Summary Report Card, shows a summary of the available data broken down by all patients and active patients by age groups and time of test done.

Demographics Ethnicity Data Quality Data Cleansing Allergies Smoking Alcohol Measures Pathology Disease **Screening** Comorbidities Medications Chronic Disease Detection and Management Diabetes SIF

Cervical Screening Mammogram **FOBT**

FOBT Last Recorded FOBT Orders and Results **FOBT Summary Report Card**

1 of 1 100% Find | Next

Practice Name: Deidentified Practice

FOBT Summary Report Card Report Date: 01/01/2021 4:12 AM

Measure	Total Population		Active Population	
	Count	%	Count	%
Demographics				
Total Patients	12143	100.00%	5733	100.00%
Total Patients >=50 years old	4827	39.75%	3097	54.02%
Number Ineligible * >=50 years old	627	5.16%	551	9.61%
Total Patients >=50 years old and <=75 years old	3666	30.19%	2239	39.05%
Number Ineligible * >=50 years old and <=75 years old	422	3.48%	369	6.44%
FOBT Last Recorded : Age >=50 years,excludes Ineligible	4200		2546	
0-2 years ago	627	14.93%	601	23.61%
>2-3 years ago	169	4.02%	153	6.01%
>3-4 years ago	80	1.90%	64	2.51%
>4 years ago	196	4.67%	150	5.89%
Number Recorded	1072	25.52%	968	38.02%
Number Not Recorded	3128	74.48%	1578	61.98%
FOBT Last Recorded : Age >=50 years and <=75 years,excludes Ineligible	3244		1870	
0-2 years ago	598	18.43%	572	30.59%
>2-3 years ago	136	4.19%	121	6.47%
>3-4 years ago	51	1.57%	37	1.98%
>4 years ago	125	3.85%	90	4.81%

FOBT Mappings with clinical systems

The FOBT mappings are provided in the '[General Data Mappings](#)' Appendices for each clinical application.

*Patients with certain coded diagnosis are excluded from this report and listed under ineligible:

Excluded from FOBT

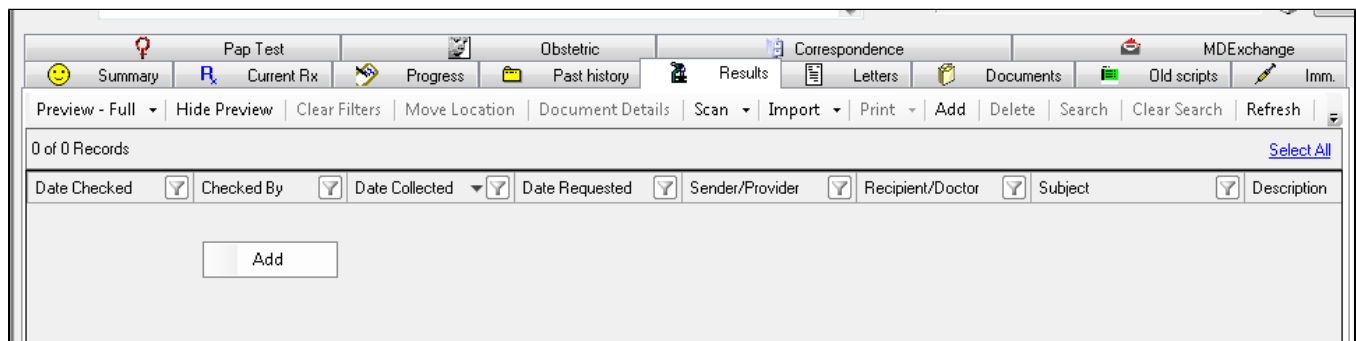
Anal carcinoma
Cancer of the anus
Carcinoma of the anus
Squamous cell carcinoma of anus
Adenocarcinoma of the colon
Bowel cancer
Cancer of the colon
Carcinoma of the colon
Colon carcinoma
Colonic cancer
Colonic carcinoma
Cancer of the rectum
Carcinoma of the rectum
Rectal adenocarcinoma
Rectal cancer
Rectal carcinoma
Genetic tendency to Hereditary nonpolyposis colorectal cancer
Hereditary nonpolyposis colorectal carcinoma
Lynch syndrome
Carcinosarcoma of the colon
Colon carcinosarcoma
Signet ring cell carcinoma of bowel
Signet ring cell carcinoma of rectum

Mammogram/FOBT for MD Users

Mammogram and FOBT results are not sent electronically in all states, but if test names are entered manually into the results tab CAT4 will pick up that the test has been done. The following test names are recognised:

Mammogram test names	FOBT test names
<ul style="list-style-type: none">Breast Mammogram ScreeningBilateral MammographyUltrasound Breast BilateralWesley Breast Clinic Consultation ReportMammogramMammogram-normalBreast MammographyMammography - BilateralMammogram Breastscreen NSWScreening Mammogram - BreastScreen Queensland	<ul style="list-style-type: none">IFOBTFOBT <p>many others as in the 'general data mapping' section of your CIS</p>

To add a test name manually to the Results tab in MD and right click in the results area to bring up the 'Add' option:



Then add one of the test names above and save the result (there has to be some text in the result field but CAT4 will only extract the test name from the 'Subject' field):

Add Investigation Result

Start Patient : Andrews,Sally
21 Best St,Pill Land
Birthdate : 12/05/98 Age: 19 yrs Sex: F
Your Reference: 8

Subject: BREAST MAMMOGRAM SCREENING

Date Requested: Tuesday , 13 June 2017

Date Collected: Tuesday , 13 June 2017

Result:

Imm. Pap Test Obstetric Correspondence MDExchange

Summary Current Rx Progress Past history Results Letters Documents Old scripts

Preview - Full Hide Preview Clear Filters Move Location Document Details Scan Import Print Add Delete Search

1 of 1 Records [Select All](#)

Date Checked Checked By Date Collected Date Requested Sender/Provider Recipient Subject

13/06/17 DR. A. PRACTITIO... 13/06/17 13/06/17 BREAST MAMMOGRAM SCREENING

Start Patient : Andrews,Sally
21 Best St,Pill Land
Birthdate : 12/05/98 Age: 19 yrs Sex: F
Your Reference: 8

BREAST MAMMOGRAM SCREENING

Lab. Reference:

Requested: 13/06/17 Complete:

Performed: 13/06/17

n/a

MD: [General Data Category Mappings MD](#)

Mammogram/FOBT for BP users

Mammogram and FOBT results are not sent electronically in all states, but if test names are entered manually into the results tab CAT4 will pick up that the test has been done. The following test names are recognised:

Mammogram test names	FOBT test names
----------------------	-----------------

- Breast Mammogram Screening
- Bilateral Mammography
- Ultrasound Breast Bilateral
- Wesley Breast Clinic Consultation Report
- Mammogram
- Mammogram-normal
- Breast Mammography
- Mammography - Bilateral
- Mammogram BreastScreen NSW
- Screening Mammogram - BreastScreen Queensland

- IFOBT
- FOBT

many others as in the 'general data mapping' section of your CIS

To manually add a mammogram result click on the 'Add' button under the 'Investigation report' tab, then enter one of the test names from above and complete the other fields. CAT4 will only extract the test name and date but no outcome/result.

The screenshot shows a medical software interface. On the left is a patient record for 'Mr Aiji Aiji' with a tree view of medical history including 'Today's notes', 'Past visits', 'Current Rx' (Clozapine 25mg Tablet 1 Daily), 'Past history' (Active, Inactive), 'Immunisations', 'Investigation reports', 'Correspondence In', 'Correspondence Out', 'Past prescriptions', 'Observations', 'Family/Social history', 'Clinical images', 'Obstetric history', 'Cervical smears', and 'Enhanced Primary Care'. On the right, an 'Investigation report' dialog box is open. It has tabs for 'Add', 'View', 'Delete', 'Print', and 'Values'. The 'Add' tab is selected. The form contains the following fields: 'Provider' (dropdown), 'Date of test' (13/06/17), 'Test name' (BREAST MAMMOGRAM SCREENING), 'Confidential' (checkbox), 'Notation' (Normal), 'Action to be taken' (No action), 'Has been actioned' (checkbox), 'Checked by' (Dr John Ebner), and 'Date checked' (13/06/17). There are 'Save' and 'Cancel' buttons at the bottom right of the dialog.

BP: [General Data Category Mappings BP](#)