



Installation Preparation

1. Go to <https://topbar-users.pencs.com.au>
2. Sign in with the username and password provided to you or use your existing CAT account


TOPBAR

Sign In

 User Name

 Password

LOGIN

 [Forgotten your password?](#)

Once you have signed in to your account you will see your clinic listed and you can add other clinics if you work in more than one location. Clicking on the your clinic name on the tile will take you to the main Topbar configuration screen which can also be accessed at any by going to <https://topbar-users.pencs.com.au>

Welcome, Matthias.

You are currently a member of 2 clinics.



TEST CLINIC 2

1 New Street, Bowen Hills, 2482




MATTHIAS TEST CLINIC

1 New Street, Bowen Hills, 2482

Clicking on the your clinic name on the tile will take you to the Topbar clinic view screen


The clinic view screen below is described in more detail in the Topbar User guide.

MY CLINICS / MATTHIAS TEST CLINIC




VIEW CLINIC SETTINGS

Settings such as clinic hostname...



CONNECT TO CLINIC

Access your clinic

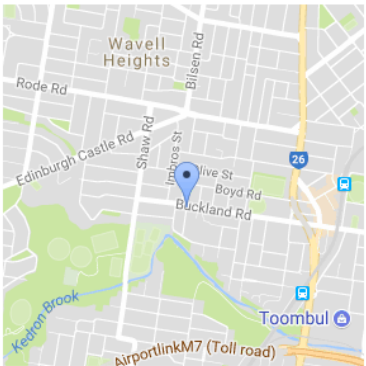


DOWNLOAD AND CONFIGURE TOPBAR

Install this on the users' PCs.
Version 2.1.22.3640


CLINIC SERVER
ALREADY INSTALLED

The Topbar Clinic Service is already installed on Win7VM and last contacted at 23/01/2018 4:05:00 PM
Version 2.1.22.3640



MATTHIAS TEST CLINIC

1 New Street,Bowen Hills,2482
Phone: 999999999

MANAGE USER LIST