

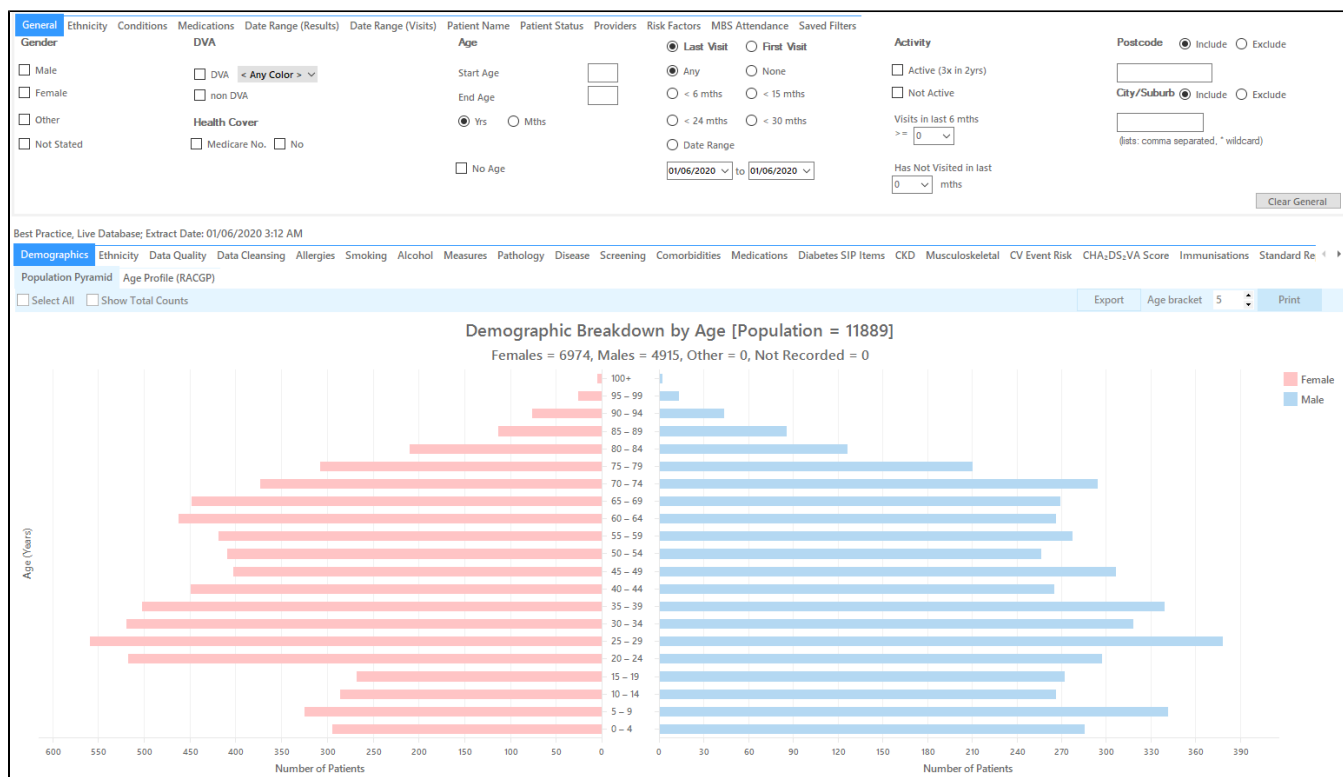
Patients 27 and older with a previously recorded Pap/CST who are due to return to cervical screening in the next three months



Unknown macro: 'export-link'

Recipe Name:	Patients 27 and older with a previously recorded Pap/CST who are due to return to cervical screening in the next three months
Rationale:	<p>This recipe identifies patients who have screened and are will soon be due to re-attend screening.</p> <p>General Practice plays an important role in encouraging patients to continue to screen, practices can use this recipe to remind patients to continue to screen.</p>
Target:	Patients 27 and older with a previously recorded Pap/CST who are due to return to cervical screening in the next three months
Recipe Limitations:	<p>This recipe does not identify women who, following a Cervical Screening Test (HPV and LBC), are required to repeat a HPV test in 12 months (as per the screening pathway). These women should be recalled as per your practice recall policy.</p> <p>This report excludes patients with a number of conditions under the 'ineligible' category.</p> <p>Practices should be aware of the diagnosis codes that PEN uses to assign patients to 'ineligible'.</p> <p>Practices should undertake periodic clinical review of patients in the 'ineligible' category to assess if any of these patients should return to screening.</p> <p>Your practice may have patients that you consider clinically ineligible for screening that are not captured by these diagnosis codes. These patients should be manually opted out of screening.</p>
CAT Starting Point:	<ol style="list-style-type: none">1. CAT Open - CAT4 view (all reports) loaded2. Population Extract Loaded and Extract Pane "Hidden"<ol style="list-style-type: none">a. Filter Pane openb. OPTIONAL under the 'General' tab 'Active Patients' (3x <2 years) selected

CAT4 starting point



RECIPE Steps Filters:

- In the "General" Tab and enter Start Age = 27
Practice should decide if they want to send screening reminders to active patients only. Population based screening programs target asymptomatic patients. You may have some patients who consider your practice their medical home who do not fit the criteria for being an 'active' patient. **If required, select 'Active' to search for your active patients only**

General Ethnicity Conditions Medications Date Range (Results) Date Range (Visits) Patient Name Patient Status Providers Risk Factors MBS Attendance Saved Filters

Gender

☐ Male ☐ Female ☐ Other ☐ Not Stated

DVA ☐ DVA ☐ non DVA

Health Cover ☐ Medicare No. ☐ No

Age

Start Age End Age

☒ Yrs ☐ Mths ☐ No Age

☒ Last Visit ☐ First Visit

☒ Any ☐ None

☐ < 6 mths ☐ < 15 mths ☐ < 24 mths ☐ < 30 mths

Date Range to

Activity

☒ Active (3x in 2yrs) ☐ Not Active

Visits in last 6 mths >=

Has Not Visited in last mths

Postcode ☒ Include ☐ Exclude

City/Suburb ☒ Include ☐ Exclude

(lists: comma separated, * wildcard)

Clear General

You can select the Gender/Female but the report will automatically show female patients as well as patients with no gender entered. This is the preferred approach, as it will include all patients potentially at risk including those without gender information entered.

Practices should review those patients for whom no gender is entered to ensure they are only sent appropriate cancer screening reminders. Consideration should be given to keeping a register of transgender, gender diverse and intersex patients to support this process

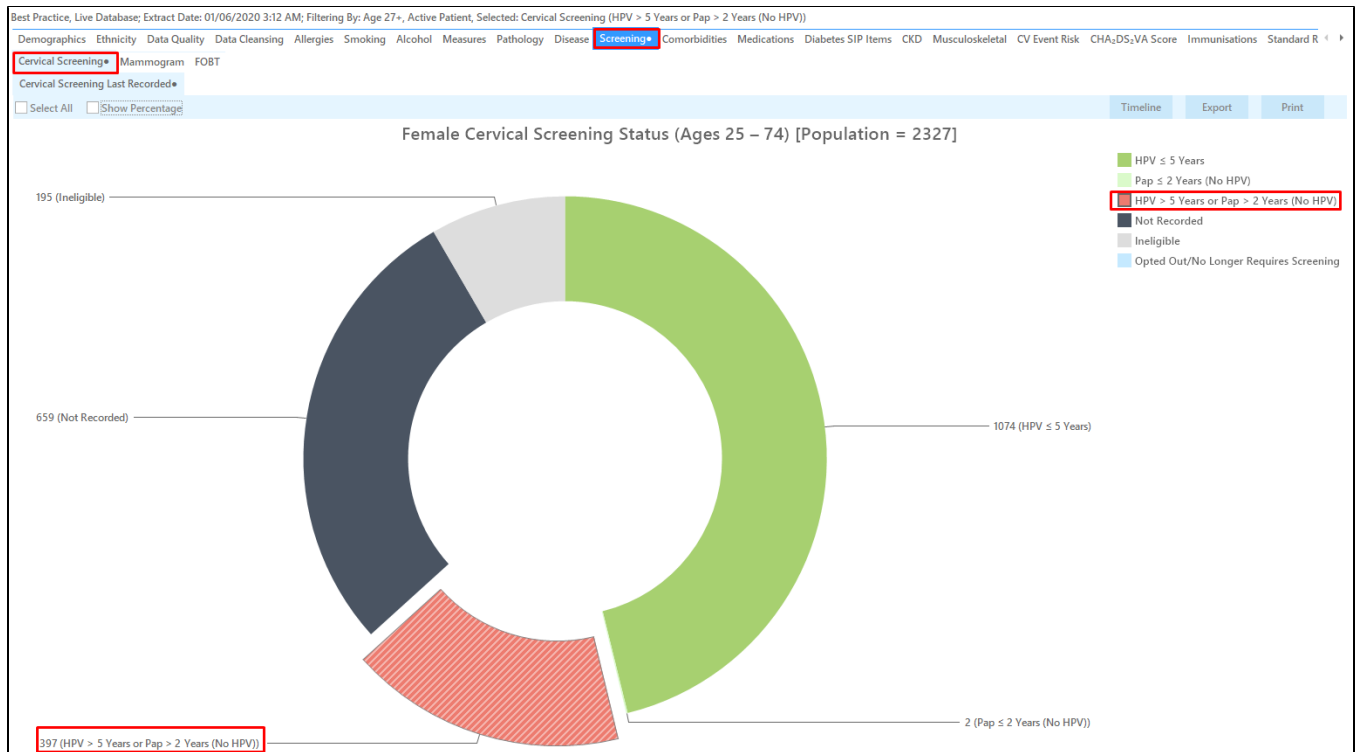
- Click "Recalculate"
- Click 'Hide Filters'

Report Steps

- Select the "Screening/Cervical Screening" tab

This report will show the selected patients and the patients without a CST or Pap Smear recorded. While the title of the report still shows (Ages 25 - 74) the age filter we applied will ensure that only patients who are older than 27 and younger than 74 are listed in the report. Select the following categories from the graph:

- HPV>5yrs / Pap>2yrs (no HPV) - No HPV test in more than 5 years/ no Pap test in more than 2 years



- Click on the 'Export' button to see a list of eligible patients. This report will have patients with their last HPV/Pap at least years/24 months ago, but it can be sorted by the 'Cervical Screening Date' column to find those patients with the most recently overdue dates. The column can be sorted by clicking on the up/down triangle above the column.

MINI-EMR Patient Reidentification

1 of 26 100%

Find

Reidentify Report [Patient Count = 397]

Filtering By: Age 27+, Active Patient, Selected: Cervical Screening (HPV > 5 Years or Pap > 2 Years (No HPV))

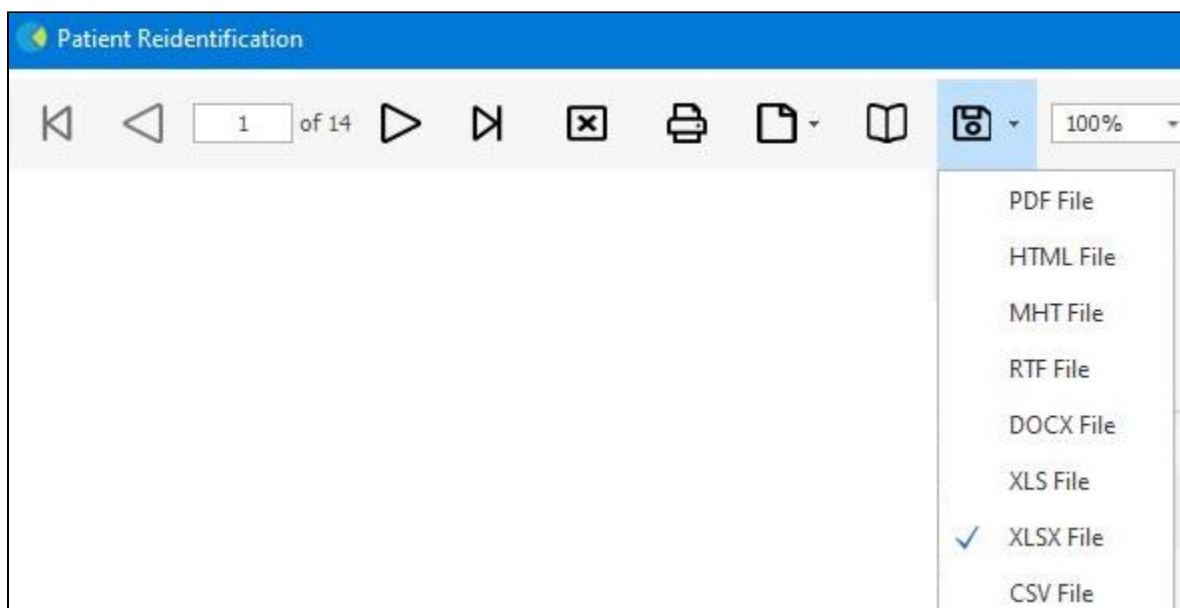
ID	Surname	First Name	Known As	Sex	D.O.B (Age)	Address	City	Postcode	Phone (H/W)	Phone (M)	Medicare	Cervical Screening	Cervical Screening Date
11467	Surname	Firstname_66 71	Firstname_66 71	F	01/06/1990 (30)	12 John St	Suburb Town	4839	H:07 50505050 W:07 50509999	1234999999	12341234123 4	PAP	20/04/2018
11743	Surname	Firstname_80 66	Firstname_80 66	F	01/06/1960 (60)	12 John St	Suburb Town	5837	H:07 50505050 W:07 50509999	1234999999	12341234123 4	PAP	02/12/2017
1008	Surname	Firstname_57 75	Firstname_57 75	F	01/06/1970 (50)	12 John St	Suburb Town	2129	H:07 50505050 W:07 50509999	1234999999	12341234123 4	PAP	30/11/2017
2384	Surname	Firstname_11 592	Firstname_11 592	F	01/06/1958 (62)	12 John St	Suburb Town	2825	H:07 50505050 W:07 50509999	1234999999	12341234123 4	PAP	29/11/2017
6725	Surname	Firstname_25 38	Firstname_25 38	F	01/06/1963 (57)	12 John St	Suburb Town	4461	H:07 50505050 W:07 50509999	1234999999	12341234123 4	PAP	24/11/2017
11815	Surname	Firstname_11 806	Firstname_11 806	F	01/06/1951 (69)	12 John St	Suburb Town	4455	H:07 50505050 W:07 50509999	1234999999	12341234123 4	PAP	23/11/2017
1118	Surname	Firstname_67 81	Firstname_67 81	F	01/06/1952 (68)	12 John St	Suburb Town	2632	H:07 50505050 W:07 50509999	1234999999	12341234123 4	PAP	21/11/2017
5468	Surname	Firstname_11 731	Firstname_11 731	F	01/06/1991 (29)	12 John St	Suburb Town	3282	H:07 50505050 W:07 50509999	1234999999	12341234123 4	PAP	15/11/2017

Refine Selection Add/Withdraw Patient Consent GoShare Plus SMS Recall Voicemail Recall Topbar Prompt

The report can also be exported to be sent to the national cancer register for bulk enquiries on patients cervical screening status.

To Export Patient List to Microsoft Excel:

1. Click on the “Export Icon” at the top of the Patient Reidentification window.



2. Click on “XLSX”
3. Choose a file name and a location to save to (eg. Create a folder C:/ClinicalAudit/CAT Patient Follow Up)
4. Click “Save”

The steps above will produce a list of patients with contact details in MS Excel which can then be used to:

1. Produce a mail merge or bulk SMS to remind patients to attend cancer screening.
2. Phone patients to update their record or to remind them to attend cancer screening.
3. Go back through the individual patient records in the GP Clinical Desktop System (CDS) and update known records

Optional Steps

There are a number of optional steps you can add. In the interest of keeping these recipes short, the optional steps are available in separate guides. You can combine the steps above with one, two or all three of the optional steps depending on your target group of patients.

[Using Topbar Prompts in Recipes - create reminders for your clinicians based on the recipe searches](#)

[Using Recall CAT in Recipes - SMS and Voicemail directly from CAT4](#)

[Combine Screening Searches with MBS item eligibility - recall patients who are also eligible for MBS items related to chronic disease care or prevention](#)