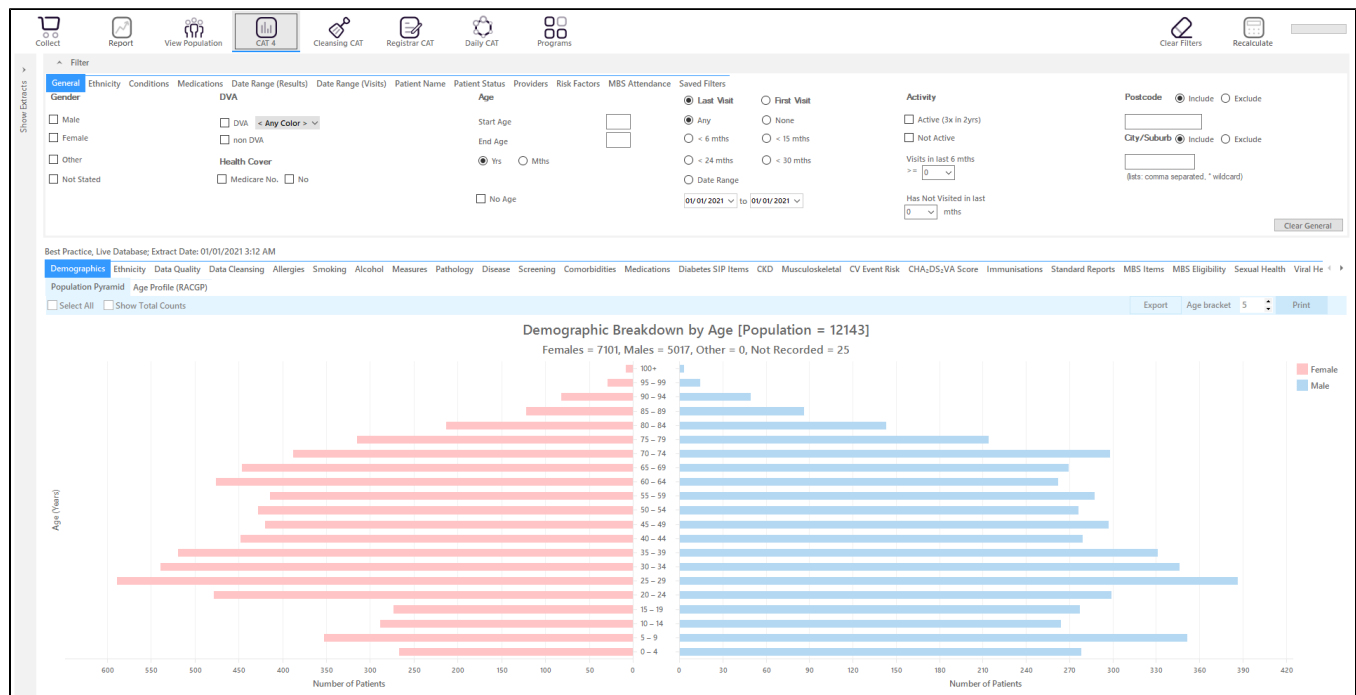


Find patients eligible for GPMP/TCA - cross tabulated

Unknown macro: 'export-link'

Recipe Name:	Identify patients with one or more chronic conditions eligible for the GP Management plan (MBS 721) or Team Care Arrangement (MBS 723) who have visited multiple times
Rationale:	This recipe will identify patients eligible for the chronic disease related MBS items, have not had the item claimed at your practice and will also show you how to add their usual provider and number of visits to the report. This in turn will enable your practice to recall those patients most at risk and who would benefit the most by being on a care plan.
Target:	To effectively and timely manage the care of patients with chronic conditions.
CAT Starting Point:	<ol style="list-style-type: none"> CAT Open - CAT4 view (all reports) loaded Population Extract Loaded and Extract Pane "Hidden" <ol style="list-style-type: none"> Filter Pane open and under the 'General' tab 'Active Patients' (3x <2 years) selected

CAT Start screen



RECIPE Steps Filters:

As we are looking at Medicare items we are going to search for active patients only (at least 3 visits in the last 2 years). You can run the same filter for all patients but as we are trying to find the patients most likely to be regular patients at your practice the active patient filter might show better results.

- In the "General" filter tab click on 'Active (3x in 2yrs)'

General Ethnicity Conditions Medications Date Range (Results) Date Range (Visits) Patient Name Patient Status Providers Risk Factors MBS Attendance Saved Filters

Gender

☐ Male
☐ Female
☐ Other
☐ Not Stated

DVA

☐ DVA **< Any Color >**
☐ non DVA

Health Cover

☐ Medicare No. ☐ No

Age

Start Age
End Age
☒ Yrs ☐ Mths
☐ No Age

Last Visit

☒ Last Visit ☐ First Visit
☒ Any ☐ None
☐ < 6 mths ☐ < 15 mths
☐ < 24 mths ☐ < 30 mths
☐ Date Range
01/01/2021 to 01/01/2021

Activity

☒ Active (3x in 2yrs)
☐ Not Active
Visits in last 6 mths
>= mths
Has Not Visited in last
 mths

Postcode ☒ Include ☐ Exclude
City/Suburb ☒ Include ☐ Exclude
(ists: comma separated, * wildcard)

Clear General

- In the 'Date Range (Results)' tab, choose the '<=12 mths' option as we want to check for GPMP/TCA items claimed in the last 12 months. You can specify different date ranges.

General Ethnicity Conditions Medications **Date Range (Results)** Date Range (Visits) Patient Name Patient Status Providers Risk Factors MBS Attendance Saved Filters

Date Range for Last Recorded Result or Event

The date range selected will filter out results or events that are not within the selected period and treat them as not recorded. This filter is not applicable to graphs that display time periods.

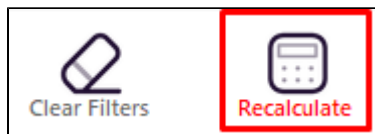
☐ All
☐ <= 6 mths
☒ <= 12 mths
☐ <= 15 mths
☐ <= 24 mths

Use for:
Measurements
Pathology
MBS Items
Maternal Health (birth date/weight)
Visit Types
Digital Health (SHS/ES uploads)
Smoking/Alcohol
Influenza
Cervical Screenings
FOBT

01/01/2021 to 01/01/2021

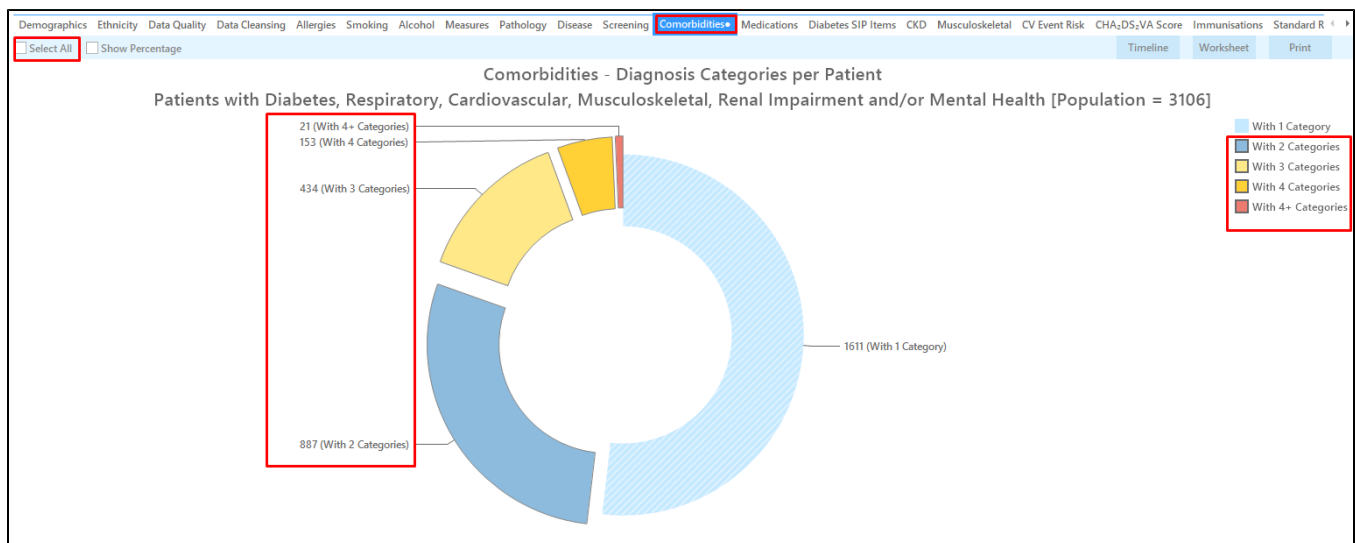
Clear Results

Click 'Recalculate'



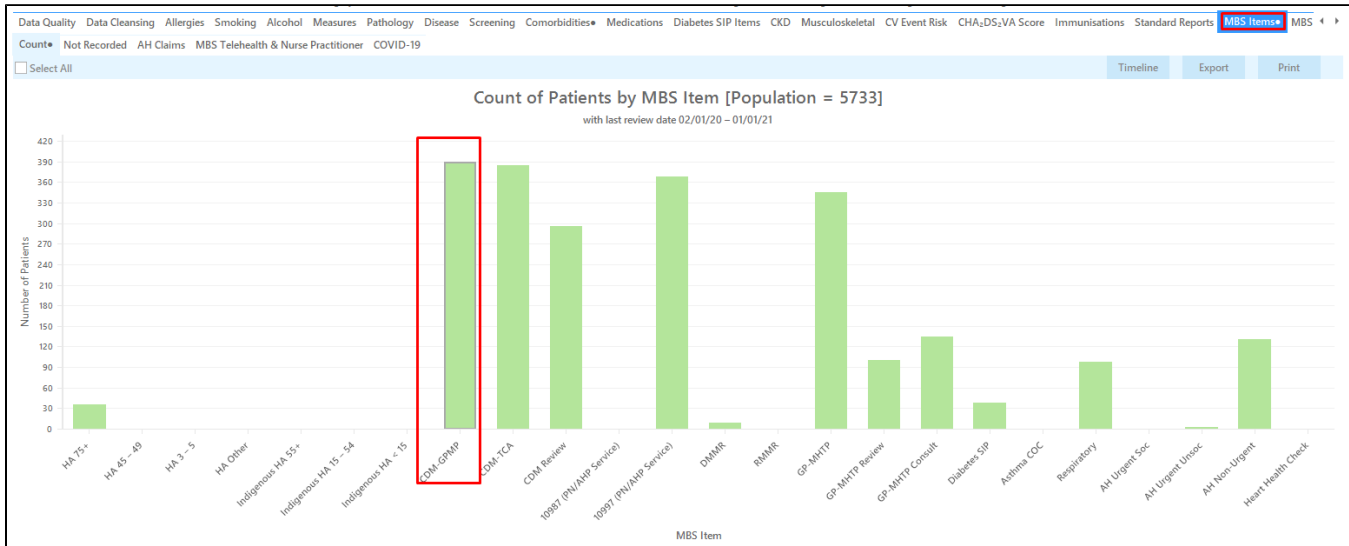
Recipe Steps Reports

- Hide Filters
- Select the "Co-Morbidities" tab
- Click on 'Select All' and then un-select the 'with one category' part of the graph

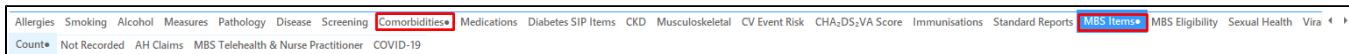


- Select the "MBS Items/Not Recorded" tab

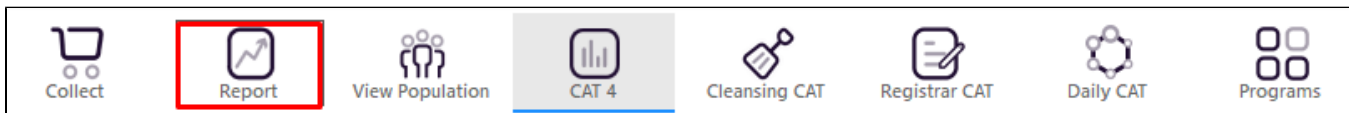
- Click on the bar for the '721 CDM GPMP' or '723 CDM TCA' (depending on what you want to search for).



Now we have selected patients with no GPMP or TCA item recorded in the last 12 months (depending on what you have selected above) and patients with two or more chronic conditions. The black dot on the report tabs indicates that parts of the graphs have been selected. Cross tabulation will bring these two selections together.



To apply our cross tabulation, click on the 'Report' icon



This will produce a list with all patients having two or more chronic conditions and no GPMP claimed in the past 12 months. You can use the same process to check for TCAs or the reviews by changing the selection on the MBS item graph

and/or the date range result filter to adjust for the review schedule. The report will list the number of chronic disease categories and the date of the last MBS item claimed at your practice. If the item was never claimed, the words

'Not Recorded' will be displayed.

Patient Reidentification

1 of 25

Find

Cross Tabulation Reidentify Report [Patient Count = 271]

Filtering By: Active Patient, Last Results ≤ 12 Mths, Selected: Comorbidities Count (With 2 Categories, With 3 Categories, With 4 Categories, With 4+ Categories), MBS Items (CDM-GPMP)

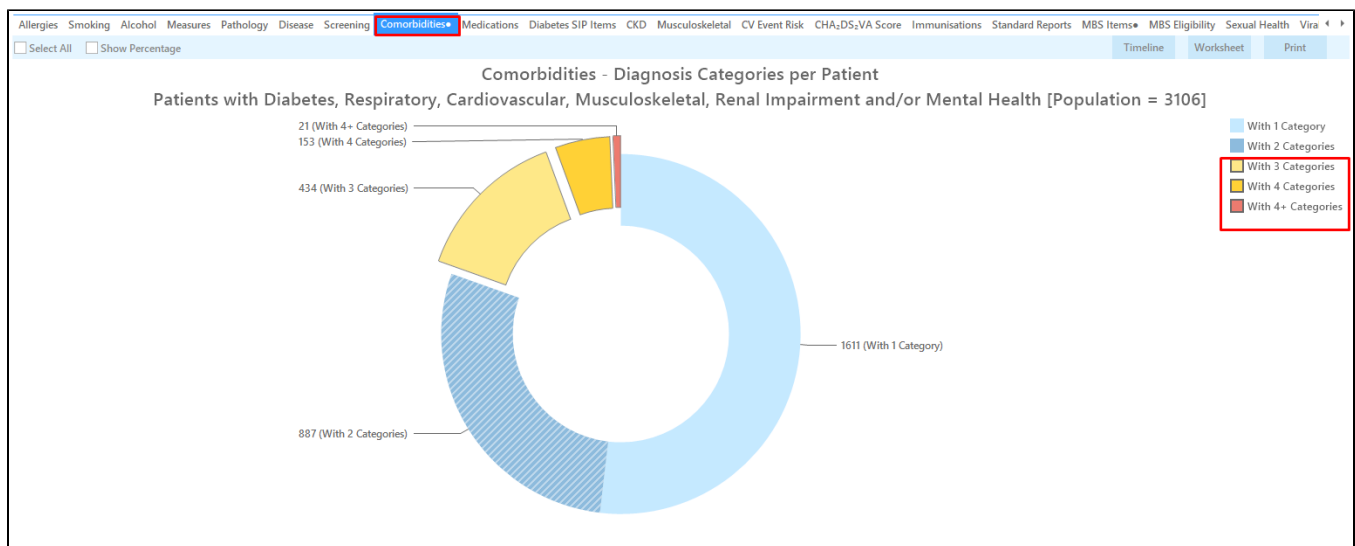
ID	Surname	First Name	Known As	Sex	D.O.B (Age)	Address	City	Postcode	Phone (H/W)	Phone (M)	Medicare	Comorbidities Count	MBS Items
238	Surname	Firstname_4	Firstname_4	M	01/01/1952 (69)	12 Jogger St	Suburb Town	4434	H:07 50505050 W:07 50509999	1234999999	12341234123 4	With 3 Categories	CDM-GPMP 721 27/02/2020
4197	Surname	Firstname_24	Firstname_24	F	01/01/1950 (71)	12 John St	Suburb Town	5267	H:07 50505050 W:07 50509999	1234999999	12341234123 4	With 2 Categories	CDM-GPMP 721 22/10/2020
3121	Surname	Firstname_23 5	Firstname_23 5	M	01/01/1941 (80)	12 Jogger St	Suburb Town	2978	H:07 50505050 W:07 50509999	1234999999	12341234123 4	With 2 Categories	CDM-GPMP 721 19/11/2020
2616	Surname	Firstname_29 0	Firstname_29 0	F	01/01/1928 (93)	12 John St	Suburb Town	4036	H:07 50505050 W:07 50509999	1234999999	12341234123 4	With 3 Categories	CDM-GPMP 721 25/02/2020
10986	Surname	Firstname_32 9	Firstname_32 9	F	01/01/1974 (47)	12 John St	Suburb Town	5161	H:07 50505050 W:07 50509999	1234999999	12341234123 4	With 3 Categories	CDM-GPMP 721 26/02/2020
7728	Surname	Firstname_33 0	Firstname_33 0	M	01/01/1946 (75)	12 Jogger St	Suburb Town	5701	H:07 50505050 W:07 50509999	1234999999	12341234123 4	With 4 Categories	CDM-GPMP 721

Refine Selection Add/Withdraw Patient Consent

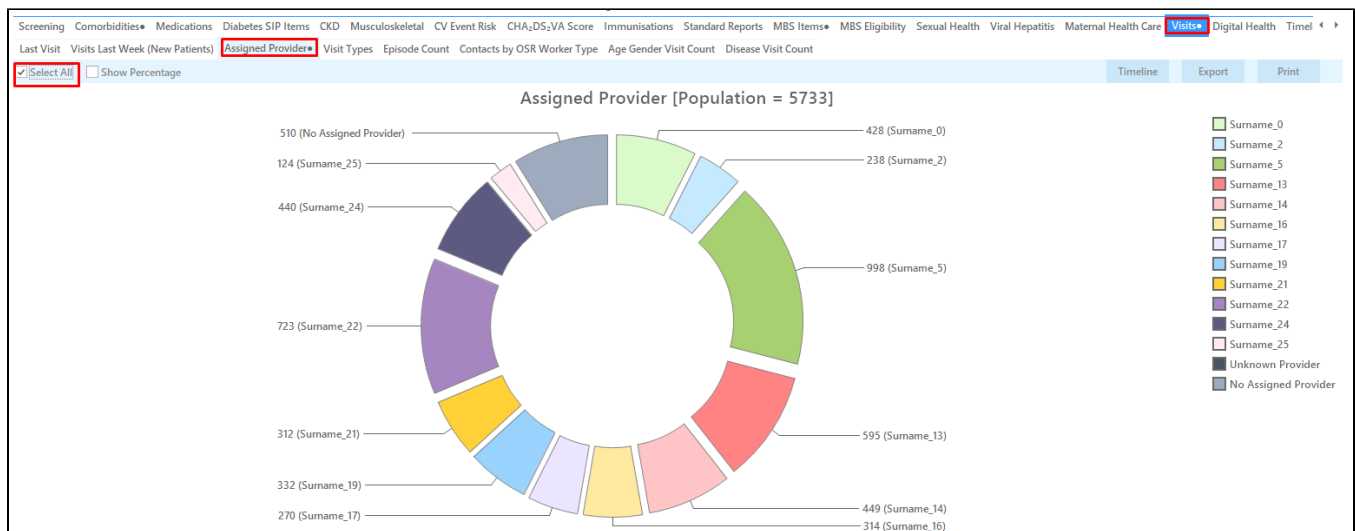
GoShare Plus SMS Recall Voicemail Recall Topbar Prompt

While the above results is already quite focused on patients at high risk/need there are still a lot of patients, in my example 659 eligible patients without a GPMP in the last 12 months. To further narrow this down and to add more information you can do the following.

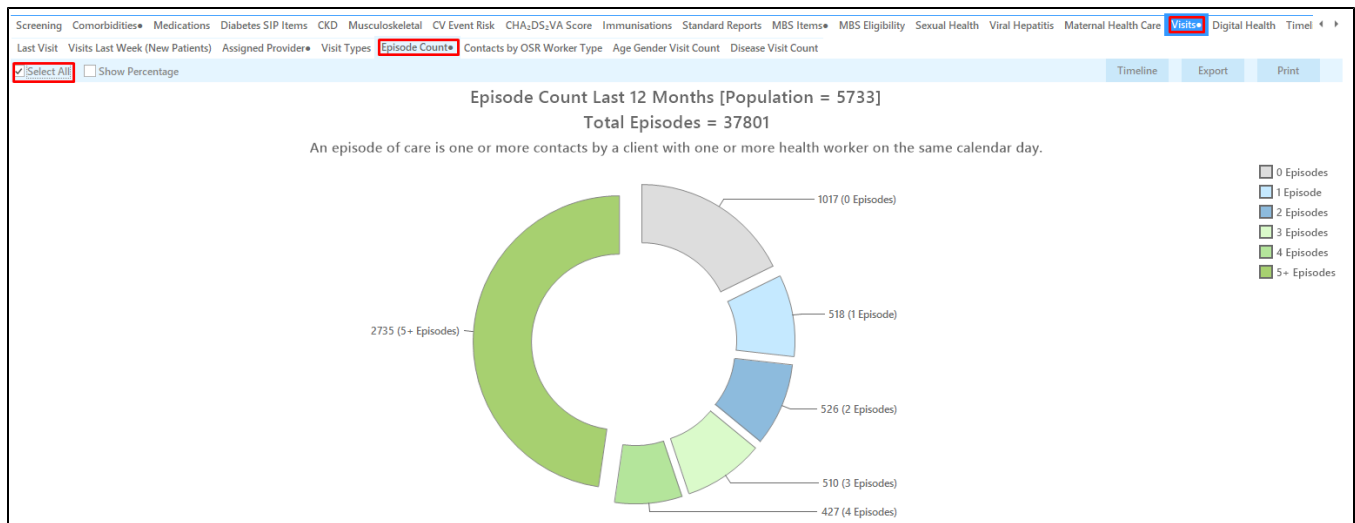
Revisit the 'Co-morbidities' tab and select only those patients with 3 or more chronic conditions



Go to the 'Visits' tab and on the 'Assigned Providers' tab click on 'Select All'

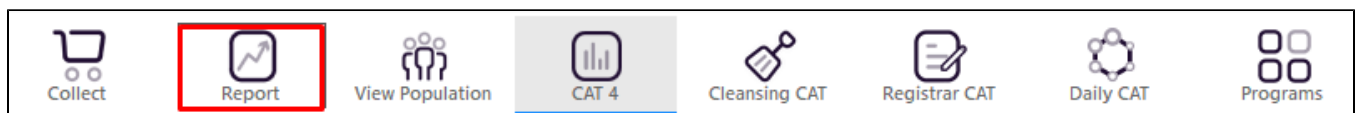


Then click on the 'Episode Count' tab (still under 'Visits') and click on 'Select All'



The two additional steps above will add information about the assigned providers (who see the patient most) and about the number of visits to the clinic in the past 12 months.

To apply our cross tabulation, click on the 'Report' icon



You will now get less patients with more complex conditions and you will have the information about their usual provider and number of visits in the last 12 months in one report:

Patient Reidentification

1 of 15 100% Find

Cross Tabulation Reidentify Report [Patient Count = 145]

Filtering By: Active Patient, Last Results ≤ 12 Mths, Selected: Comorbidities Count (With 3 Categories, With 4 Categories, With 4+ Categories), MBS Items (CDM-GPMP), Assigned Provider (Surname_0, Surname_2, Surname_5, Surname_13, Surname_14, Surname_16, Surname_17, Surname_19, Surname_21, Surname_22, Surname_24, Surname_25, No Assigned Provider), Episode Count (0, 1, 2, 3, 4, 10, 11, 17, 8, 9, 7, 20, 5, 6, 13, 25, 12, 14, 29, 23, 30, 27, 22, 19, 16, 15, 18, 21, 28, 26, 31, 24, 43, 33, 40, 106, 39, 100, 38, 48, 60, 53, 93, 51, 36, 41, 32, 37, 61, 35, 97, 47, 49, 34, 57, 46, 45, 56, 59, 50, 52)

ID	Surname	First Name	Known As	Sex	D.O.B (Age)	Address	City	Postcode	Phone (H/W)	Comorbidities Count	MBS Items	Assigned Provider	Episode Count
238	Surname	Firstname_4	Firstname_4	M	01/01/1952 (69)	12 Jogger St	Suburb Town	4434	H:07 50505050 W:07 50509999	With 3 Categories	CDM-GPMP 721 27/02/2020	Surname_0	17
2616	Surname	Firstname_290	Firstname_290	F	01/01/1928 (93)	12 John St	Suburb Town	4036	H:07 50505050 W:07 50509999	With 3 Categories	CDM-GPMP 721 25/02/2020	Surname_24	15
10986	Surname	Firstname_329	Firstname_329	F	01/01/1974 (47)	12 John St	Suburb Town	5161	H:07 50505050 W:07 50509999	With 3 Categories	CDM-GPMP 721 26/02/2020	Surname_13	20
7728	Surname	Firstname_330	Firstname_330	M	01/01/1946 (75)	12 Jogger St	Suburb Town	5701	H:07 50505050 W:07 50509999	With 4 Categories	CDM-GPMP 721 21/12/2020	Surname_13	14
2531	Surname	Firstname_382	Firstname_382	M	01/01/1949 (72)	12 Jogger St	Suburb Town	3763	H:07 50505050 W:07 50509999	With 3 Categories	CDM-GPMP 721 18/02/2020	Surname_17	15

Refine Selection Add/Withdraw Patient Consent Go Share Plus SMS Recall Voicemail Recall Topbar Prompt

The report can be used to allocate patients by provider, to check for patients with many visits and in general to narrow down your recall efforts to get the right patients into the waiting room.

To Export Patient List to Microsoft Excel:



1. Click on the "Export Icon" at the top of the Patient Reidentification window.
2. Click on "Excel"
3. Choose a file name and a location to save to (eg. Create a folder C:/ClinicalAudit/CAT Patient FollowUp)
4. Click "Save"

The steps above will produce a list of patients with contact details in MS Excel which can then be used to:

1. Go back through the individual patient records in the GP Clinical Desktop System (CDS) and update known records
2. Phone patients to update their record
3. Produce a mail merge to recall patients for follow up