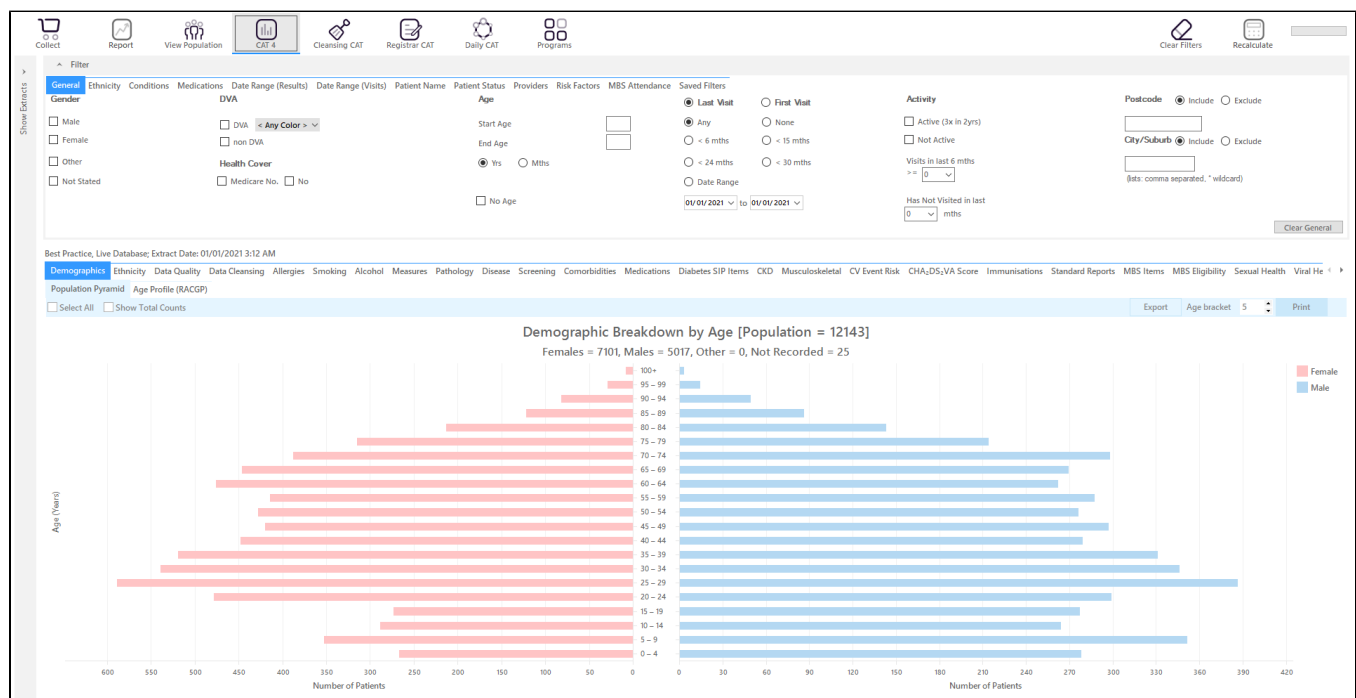


Finding patients at risk of diabetes

Unknown macro: 'export-link'

Recipe Name:	Finding patients at risk of diabetes
Rationale:	Practice registers are critical for case finding and monitoring progress of patients in the early stage of developing a chronic complex condition. This recipe will identify patients at risk of developing diabetes or have not yet been diagnosed with a chronic condition.
Target:	To identify all patients with no current diagnosis of diabetes who are at risk for developing diabetes based on their measures and lifestyle
CAT Starting Point:	<ol style="list-style-type: none"> 1. CAT Open - CAT4 view (all reports) loaded 2. Population Extract Loaded and Extract Pane "Hidden" <ol style="list-style-type: none"> a. Filter Pane open and under the 'General' tab 'Active Patients' (3x <2 years) selected (this step can be omitted if you want to search for all patients).

CAT Start screen



RECIPE Steps Filters:

- In the Start Age box type 40 to only show patients older than 40 (or choose another age group you are interested in)
- In the "General" filter tab click on 'Active (3x in 2yrs)' - OPTIONAL!

Filter Pane

General | Ethnicity | Conditions | Medications | Date Range (Results) | Date Range (Visits) | Patient Name | Patient Status | Providers | Risk Factors | MBS Attendance | Saved Filters

Gender

☐ Male
☐ Female
☐ Other
☐ Not Stated

DVA

☐ DVA ☐ Any Color >
☐ non DVA

Health Cover

☐ Medicare No. ☐ No

Age

Start Age:
End Age:
☐ Yes ☐ Mths
☐ No Age

Activity

☒ Last Visit ☐ First Visit
☐ Any ☐ None
☐ < 6 mths ☐ < 15 mths
☐ < 24 mths ☐ < 30 mths
Date Range: 01/01/2021 to 01/01/2021

Activity

☒ Active (3x in 2yrs)
☐ Not Active
Visits in last 6 mths: >=
Has Not Visited in last: mths

Postcode ☒ Include ☐ Exclude
City/Suburb ☒ Include ☐ Exclude
(lets: comma separated, * wildcard)

Clear General

Click on "Conditions" tab under Diabetes select “No”

General

Ethnicity

Conditions

Medications

Date Range (Results)

Date Range (Visits)

Patient Name

Patient Status

Providers

Risk Factors

MBS Attendance

Saved Filters

Chronic

Mental Health

Cancer

Other

Diabetes

☐ Yes

☒ No

Respiratory

☐ Yes

☐ No

☐ Asthma

☐ No

☐ COPD

☐ No

Cardiovascular

☐ Yes

☐ No

☐ Hypertension

☐ No

☐ Cardiovascular Disease (CVD):

☐ No

☐ Heart Failure

☐ No

☐ CHD

☐ No

☐ Stroke

☐ No

☐ MI

☐ No

RA

☐ No

Carotid Stenosis

☐ No

Renal Artery Stenosis

☐ No

Musculoskeletal

☐ Yes

☐ No

☐ Inflammatory Arthritis

☐ No

☐ Musculoskeletal Other

☐ No

☐ Bone Disease

☐ No

☐ Osteoporosis

☐ No

☐ Osteoarthritis

☐ No

Renal Impairment

☐ Yes

☐ No

☐ Chronic Renal Failure

☐ No

☐ Acute Renal Failure

☐ No

☐ Dialysis

☐ No

☐ Kidney Transplant

☐ No

Clear Conditions

Click on the 'Date Range (Results)' filter to only show results that have been recorded in a specified date range, in this example in the last 12 months. This will move all patients with results older than 12 months to the 'not recorded' part of the reports and avoids listing patients with old results. You can vary the date range or leave this filter out - it depends on your data and interests.

General

Ethnicity

Conditions

Medications

Date Range (Results)

Date Range (Visits)

Patient Name

Patient Status

Providers

Risk Factors

MBS Attendance

Saved Filters

Date Range for Last Recorded Result or Event

The date range selected will filter out results or events that are not within the selected period and treat them as not recorded. This filter is not applicable to graphs that display time periods.

☐ All

☐ <= 6 mths

☒ <= 12 mths

☐ <= 15 mths

☐ <= 24 mths

Date Range (from - to)

01/01/2021

Use for:

Measurements

Pathology

MBS Items

Maternal Health (birth date/weight)

Visit Types

Digital Health (SHS/ES uploads)

Smoking/Alcohol

Influenza

Cervical Screenings

FQBT

Clear Results

Click on "Risk Factors" and under "Other Risk Categories" select Smoking, Alcohol and Obesity - you might have to reduce the amount of risk factors if you don't get any patients matching all criteria

General

Ethnicity

Conditions

Medications

Date Range (Results)

Date Range (Visits)

Patient Name

Patient Status

Providers

Risk Factors

MBS Attendance

Saved Filters

Risk Factors

Substance Abuse

☒ Smoking

☒ Alcohol - Drinker

☒ Alcohol - Drinker High Risk *

☐ Medication/Drug abuse **

Requires Immunisation

Has Conditions increasing risk of

☐ Pneumococcal

Other Risk Categories

☐ Pregnancy


☒ Obesity

☐ Transplant

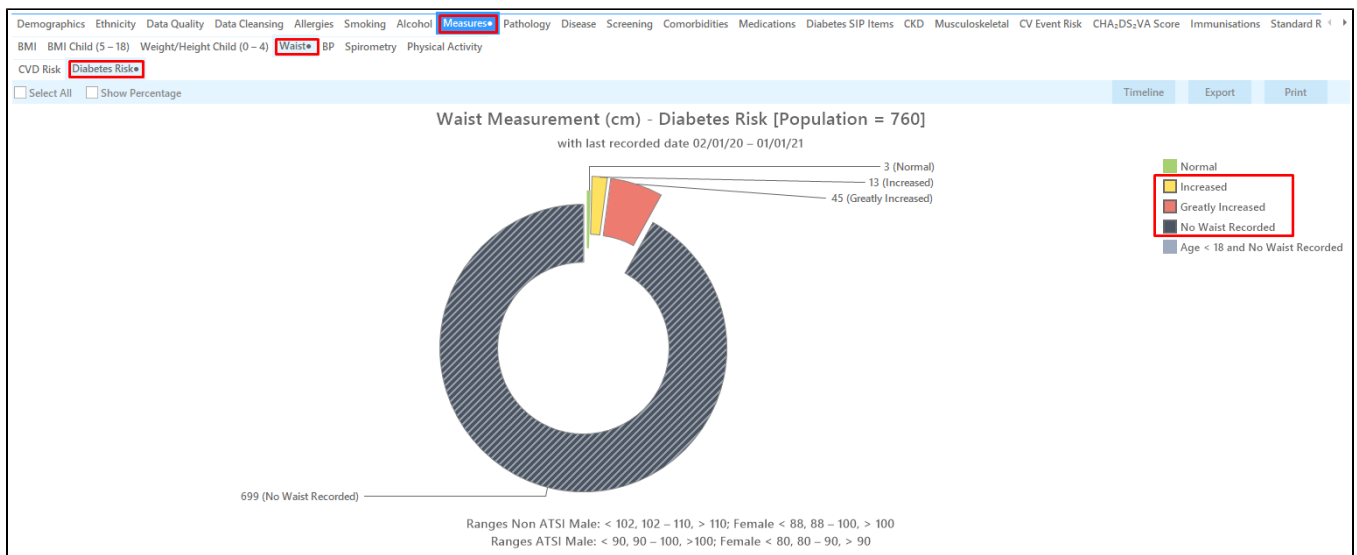
* 2 or more drinks on a regular occasion or more than 4 drinks on any occasion

** Diagnosis

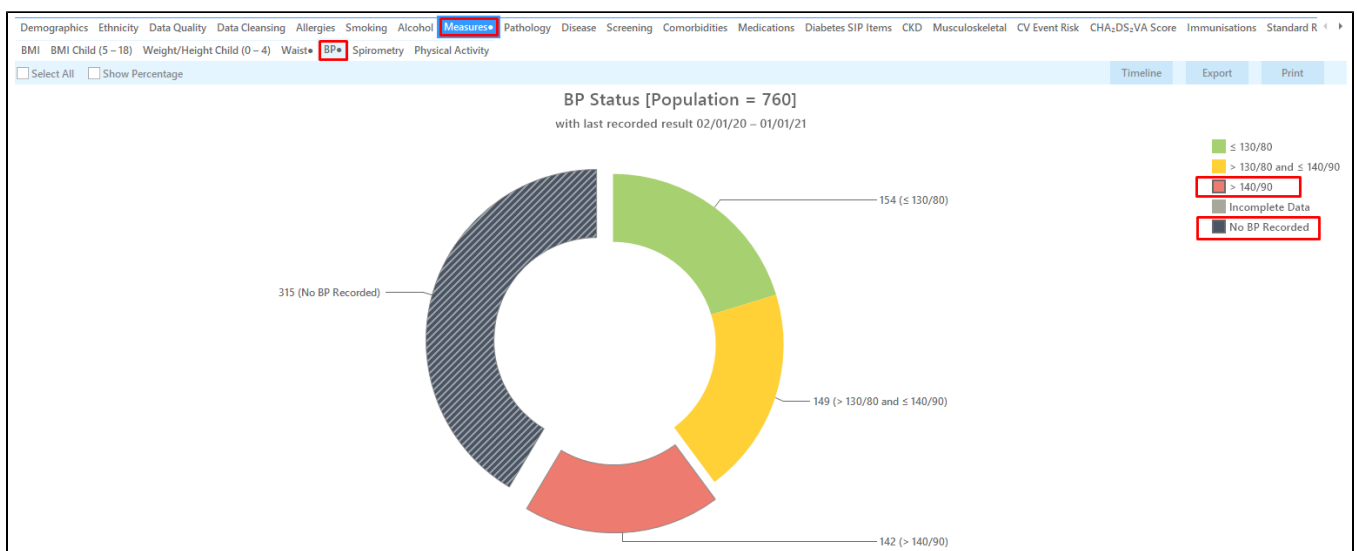
Click “Recalculate”



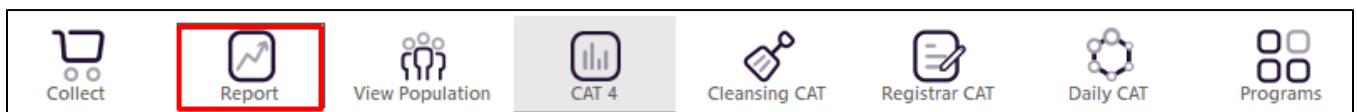
Under "Measures" report tab select "Waist" and click on "Diabetes Risk" and select all parts of the graph but the 'Normal' range



Under "Measures" report tab select "BP" select ">140/90" - you can choose to also add patients with no BP recorded as all patients are at risk based on the other filters



Click on the 'Report' icon to apply our cross tabulation - for full details see here [Cross Tabulation Report](#)



This will produce a list with all patients not yet coded with diabetes who are smokers, drinkers, obese and have high or missing BP and/or waist measurements.

Patient Reidentification

1 of 1 100% Find

Cross Tabulation Reidentify Report [Patient Count = 5]

Filtering By: Age 40+, Active Patient, Conditions (Diabetes - No), Last Results ≤ 12 Mths, Risks (Smoking, Drinker, Drinker High Risk, Obesity), Selected: Waist (Greatly Increased, Not Recorded, Not Recorded), BP (Not Recorded, Not Recorded)

ID	Surname	First Name	Known As	Sex	D.O.B (Age)	Address	City	Postcode	Phone (H/W)	Phone (M)	Medicare	Waist	BP
9240	Surname	Firstname_53_63	Firstname_53_63	M	01/01/1968 (53)	12 Jogger St	Suburb Town	2486	H:07 50505050 W:07 50509999	1234999999	12341234123 4	Not Recorded	Last on 19/11/2019
9864	Surname	Firstname_64_75	Firstname_64_75	M	01/01/1975 (46)	12 Jogger St	Suburb Town	5249	H:07 50505050 W:07 50509999	1234999999	12341234123 4	Not Recorded	Not Recorded
8320	Surname	Firstname_78_07	Firstname_78_07	F	01/01/1966 (55)	12 John St	Suburb Town	5622	H:07 50505050 W:07 50509999	1234999999	12341234123 4	Not Recorded	Last on 16/08/2019
1284	Surname	Firstname_89_58	Firstname_89_58	M	01/01/1977 (44)	12 Jogger St	Suburb Town	3833	H:07 50505050 W:07 50509999	1234999999	12341234123 4	Last on 24/03/2016	Last on 30/09/2019
3083	Surname	Firstname_10_715	Firstname_10_715	M	01/01/1979 (42)	12 Jogger St	Suburb Town	3996	H:07 50505050 W:07 50509999	1234999999	12341234123 4	Not Recorded	Last on 18/09/2019

Extract Details:
Practice Name: Deidentified Practice
BPExtract; FAT CAT Deidentified Data
Extract Date: 01/01/2021 3:12 AM
Patient Count: 12143
Printed: 23/03/2021 9:36 AM
Pen CS CAT4 - Not Published(4.30.0.0) - Pen CS

Refine Selection Add/Withdraw Patient Consent GoShare Plus SMS Recall Voicemail Recall Topbar Prompt

To Export Patient List to Microsoft Excel:



1. Click on the "Export Icon" at the top of the Patient Reidentification window.
2. Click on "Excel"
3. Choose a file name and a location to save to (eg. Create a folder C:/ClinicalAudit/CAT Patient FollowUp)
4. Click "Save"

The steps above will produce a list of patients with contact details in MS Excel which can then be used to:

1. Go back through the individual patient records in the GP Clinical Desktop System (CDS) and update known records
2. Phone patients to update their record
3. Produce a mail merge to recall patients for follow up

Create a prompt to display in Topbar



Remember you need to be in the CAT4 Daily View to be able to create prompts. Other pre-requisites are:

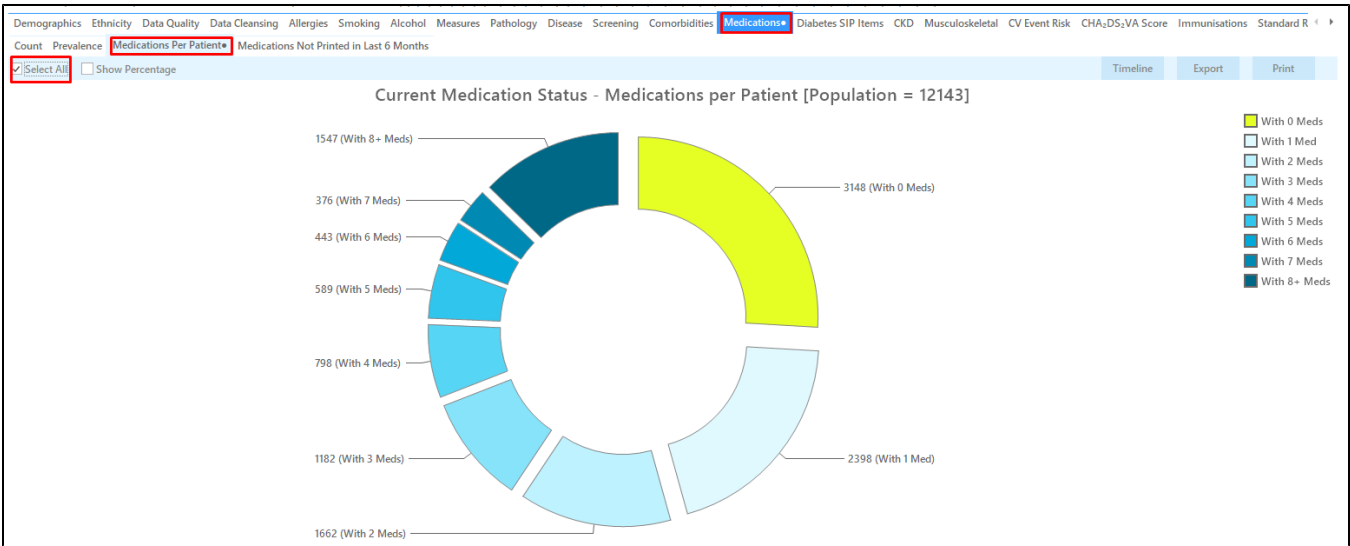
- Topbar is installed
- CAT4 is linked to Topbar via Edit/Preferences/Topbar - check here for details: [Linking CAT to Topbar](#)

To start click on the 'Daily View' icon on the top of your CAT4 screen:

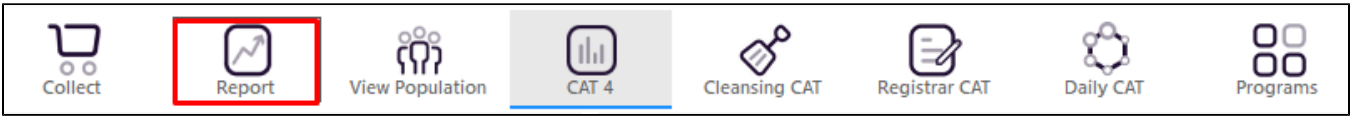
Optional

Adding the prescribed medication count to your identified risk group?

To add the “Medication Count” close the open “List” and select the “Medications” tab, under “Medications Per Patient” click “Select All”



Click on the 'Report' icon to apply our cross tabulation - for full details see here [Cross Tabulation Report](#)



This will add a new column to your patient re-identification report with the number of current medications.

Patient Reidentification

1 of 1

Find

Cross Tabulation Reidentify Report [Patient Count = 5]

Filtering By: Age 40+, Active Patient, Conditions (Diabetes - No), Last Results ≤ 12 Mths, Risks (Smoking, Drinker, Drinker High Risk, Obesity), Selected: Med. Count (1, 3, 4, 9, 12, 11), BP (Not Recorded, Not Recorded), Waist (Greatly Increased, Not Recorded, Not Recorded)

ID	Surname	First Name	Known As	Sex	D.O.B (Age)	Address	City	Postcode	Phone (H/W)	Phone (M)	Med. Count	BP	Waist
9240	Surname	Firstname_53	Firstname_53	M	01/01/1968 (53)	12 Jogger St	Suburb Town	2486	H:07 50505050 W:07 50509999	1234999999	9	Last on 19/11/2019	Not Recorded
9864	Surname	Firstname_64	Firstname_64	M	01/01/1975 (46)	12 Jogger St	Suburb Town	5249	H:07 50505050 W:07 50509999	1234999999	1	Not Recorded	Not Recorded
8320	Surname	Firstname_78	Firstname_78	F	01/01/1966 (55)	12 John St	Suburb Town	5622	H:07 50505050 W:07 50509999	1234999999	12	Last on 16/08/2019	Not Recorded
1284	Surname	Firstname_89	Firstname_89	M	01/01/1977 (44)	12 Jogger St	Suburb Town	3833	H:07 50505050 W:07 50509999	1234999999	3	Last on 30/09/2019	Last on 24/03/2016
3083	Surname	Firstname_10	Firstname_10	M	01/01/1979 (42)	12 Jogger St	Suburb Town	3996	H:07 50505050 W:07 50509999	1234999999	4	Last on 18/09/2019	Not Recorded

Extract Details:
Practice Name: Deidentified Practice
BP Extract: FATCAT Deidentified Data
Extract Date: 01/01/2021 3:12 AM
Patient Count: 12143
Printed: 23/03/2021 9:36 AM
Pen CS CAT4 - Not Published(4.30.0.0) - Pen CS

Refine Selection Add/Withdraw Patient Consent GoShare Plus SMS Recall Voicemail Recall Topbar Prompt

Optional

Add the My Health Record status to your identified risk group?

⚠ This can't be done in the 'Daily View' - to see the Digital Health report you need to be in the CAT4 (full report) view. To switch between views you can use the icons on top of the screen or the dashboard. Report selections will be removed when switching views!

Collect **Report** View Population CAT 4 Cleansing CAT Registrar CAT Daily CAT Program

To add the "My Health Record Status" close the open "List" and **DESELECT** the "Select All" (Untick) "Medications Per Patient"

Click on "Digital Health" report tab and under "My Health Record Status" click on "Select All"

Click on the 'Report' icon to apply our cross tabulation

This will add the "My Health Record Status" to your list of patients.