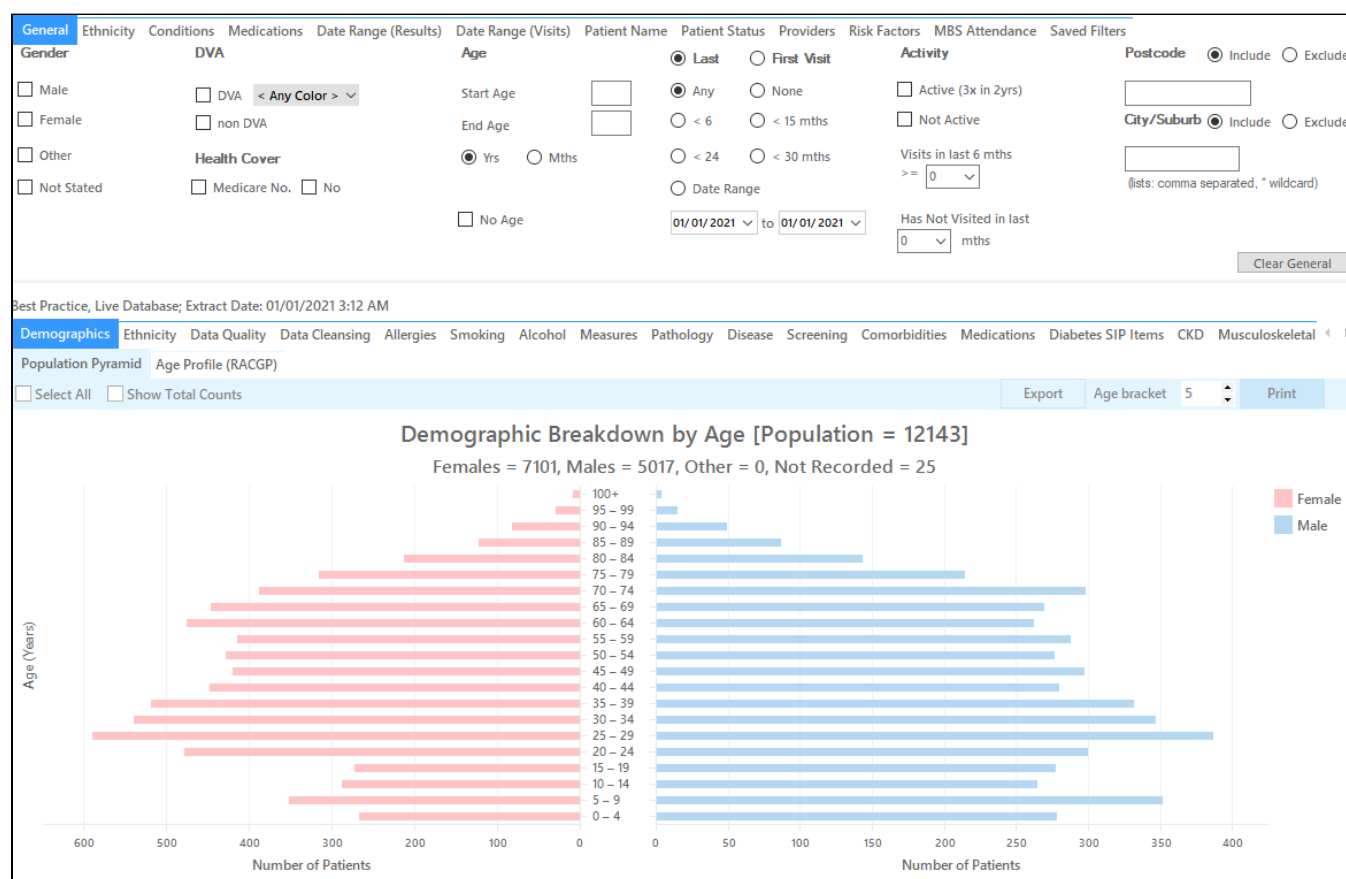


# Identify patients with diabetes, CVD or CKD who never had a GPMP/TCA claimed

Unknown macro: 'export-link'

<b>Recipe Name:</b>	Identify patients with diabetes, CVD or CKD who never had a GPMP/TCA claimed
<b>Rationale:</b>	The Chronic Disease Management — GP services on the Medicare Benefits Schedule (MBS) enable GPs to plan and coordinate the health care of patients with chronic or terminal medical conditions, including patients with these conditions who require multidisciplinary, team-based care from a GP and at least two other health or care providers.
<b>Target:</b>	To effectively manage the care of patients with a chronic disease.
<b>CAT Starting Point:</b>	<ol style="list-style-type: none"> <li>CAT Open - CAT4 view (all reports) loaded</li> <li>Population Extract Loaded and Extract Pane "Hidden" <ol style="list-style-type: none"> <li>Filter Pane open and under the 'General' tab 'Active Patients' (3x &lt;2 years) selected (this step can be omitted if you want to search for all patients).</li> </ol> </li> </ol>

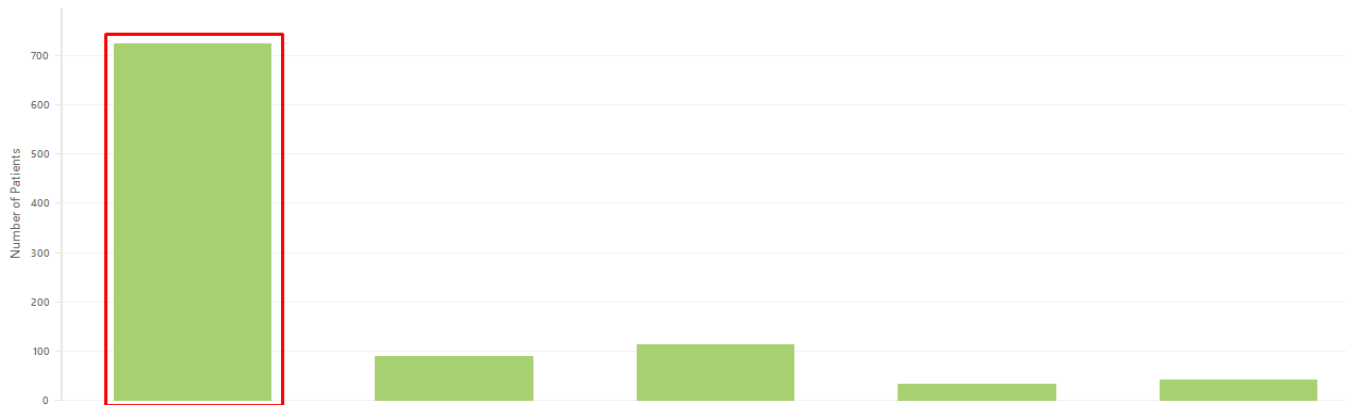


## Recipe Steps Reports

- Hide Filters
- Select the "MBS Eligibility" tab
- Select the "GPMP/TCA Eligibility" tab
- Select the column titled "GPMP/TCA never claimed", and click the Export button in the top right hand corner

- Repeat the step for other columns if you also want to find patients without a GPMP/TCA review

**GPMP/TCA Eligibility [Population = 1211]**  
Eligible population is patients with Diabetes, CVD or CKD



This report will show all patients with a coded diagnosis of diabetes who haven't had a GP Management Plan or Team Care Arrangement billed in the past 12 months.

**Patient Reidentification**

1 of 121

**Reidentify Report [Patient Count = 723]**  
Selected: GPMP/TCA Eligibility (GPMP/TCA Never Claimed)

ID	Surname	First Name	Known As	Sex	D.O.B (Age)	Address	City	Postcode	Phone (H/W)	Phone (M)	Medicare	GPMP/TCA Eligibility, Medicare	Last Claim/Review
7413	Surname	Firstname_2	Firstname_2	M	01/01/1942 (79)	12 Jogger St	Suburb Town	3993	H:07 50505050 W:07 50509999	1234999999	12341234123 4	GPMP/TCA Never Claimed, M/C= 12341234123 4	N/A
433	Surname	Firstname_16	Firstname_16	M	01/01/1957 (64)	12 Jogger St	Suburb Town	2097	H:07 50505050 W:07 50509999	1234999999	12341234123 4	GPMP/TCA Never Claimed, M/C= 12341234123 4	N/A
4601	Surname	Firstname_57	Firstname_57	M	01/01/1970 (51)	12 Jogger St	Suburb Town	4563	H:07 50505050 W:07 50509999	1234999999	12341234123 4	GPMP/TCA Never Claimed, M/C= 12341234123 4	N/A

Refine Selection Add/Withdraw Patient Consent Go Share Plus SMS Recall Voicemail Recall Topbar Prompt

**i** This recipe shows the steps to view a list of patients with diabetes who haven't had a GP Management Plan or Team Care Arrangement billed in the previous 12 months. This recipe can be modified for patients with any other chronic disease by choosing a different chronic condition under the Conditions, then Chronic filter tab (as shown in the second screenshot above). Other chronic conditions that may be targeted include, but are not limited to:

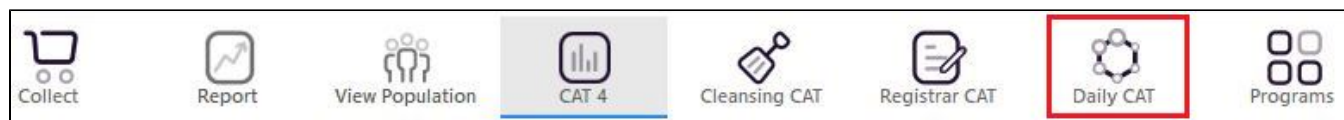
- COPD
- Asthma
- Hypertension
- Cardiovascular Disease
- Chronic Kidney Disease

### Create a prompt to display in Topbar

**!** Remember you need to be in the CAT4 Daily View to be able to create prompts. Other pre-requisites are:


- Topbar is installed
- CAT4 is linked to Topbar via Edit/Preferences/Topbar - check here for details: [Linking CAT to Topbar](#)

To start click on the 'Daily View' icon on the top of your CAT4 screen:



Once you have applied the filter(s) and displayed the patients of interest as described above, you can create a prompt that will be shown to all clinicians using Topbar if a patient meeting the prompt criteria is opened in their clinical system. The full guide is available at [CAT PLUS PROMPTS](#) and a short guide on how to create prompts in CAT4 can be found at [Creating a Prompt in CAT4](#)

To start you have to use the drop-down menu at the bottom of the patient details report and select "Prompt at Consult - Topbar" then click on "Go" to give the new prompt a name.



The name you enter is the prompt text displayed in Topbar, so choose a simple but clear name that tells the clinician seeing the prompt what should be done.

Patient Reidentification

1 of 3

**Reidentify Report [patient count = 103]**

Filtering By: Conditions (Diabetes - Yes), Last Results <= 12 mths, Selected: H

ID	Surname	First Name	Known As	Sex	D.O.B	Address
2623	Surname	Firstname_58	Firstname_58	M	01/02/1979	12 Jog
3891	Surname	Firstname_59	Firstname_59	M	01/02/1970	12 Jog
6993	Surname	Firstname_264	Firstname_264	F	01/02/1974	12 Joh

**Topbar Prompt**

Name: message to clinician goes here

**Filters:**

category (Diabetes): Yes  
Last Results <= 12 mths

**Charts:**

HBA1c Status in % : No HBA1c Recorded

OK Cancel

Refine Selection Add/Withdraw Patient Consent HCH Enrolment SMS Recall Voicemail Recall Topbar Prompt

#### To Export Patient List to Microsoft Excel:



1. Click on the "Export Icon" at the top of the Patient Reidentification window.
2. Click on "Excel"
3. Choose a file name and a location to save to (eg. Create a folder C:/ClinicalAudit/CAT Patient FollowUp)
4. Click "Save"

The steps above will produce a list of patients with contact details in MS Excel which can then be used to:

1. Go back through the individual patient records in the GP Clinical Desktop System (CDS) and update known records
2. Phone patients to update their record
3. Produce a mail merge to recall patients for follow up