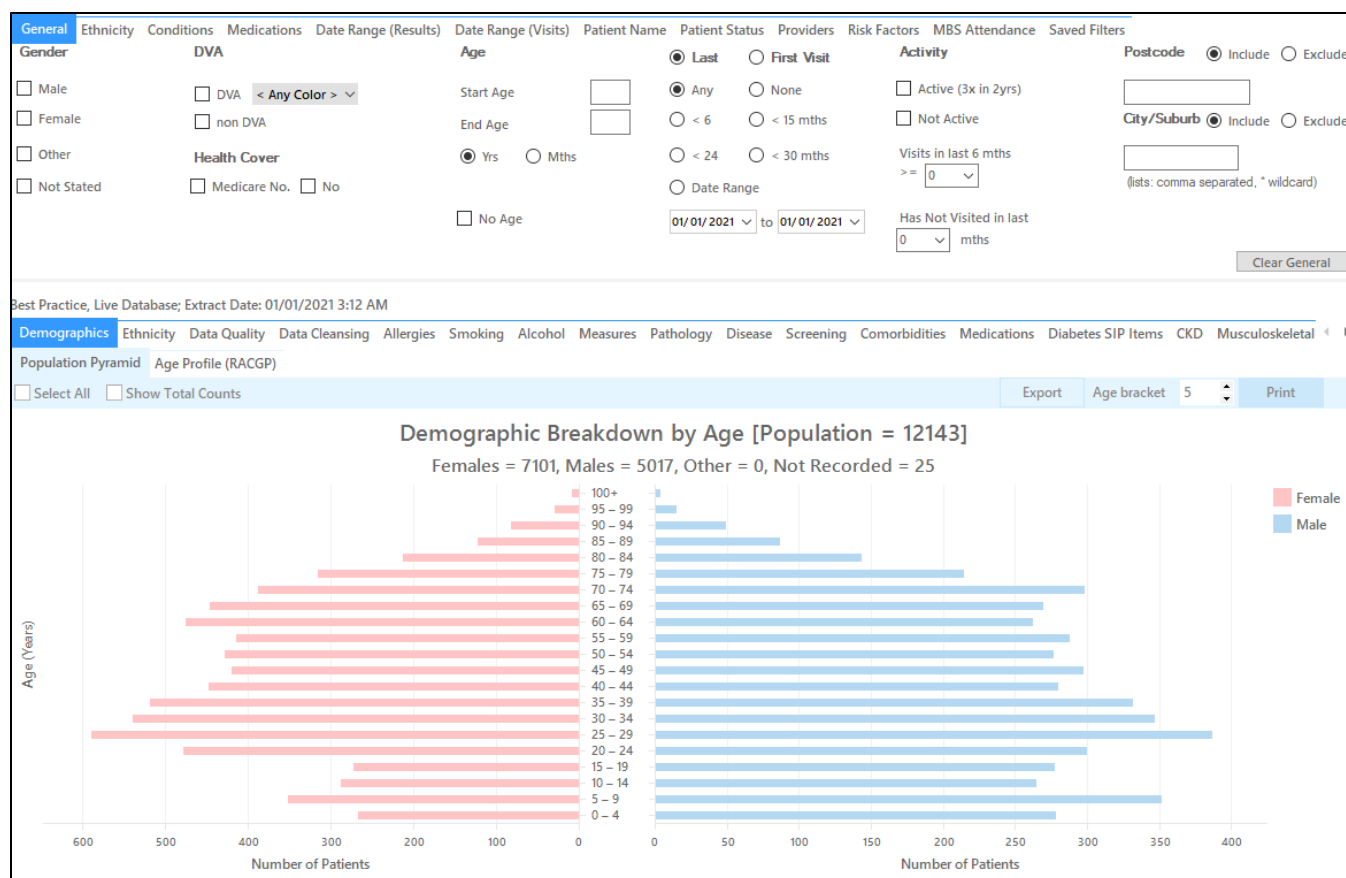


Identify pregnant patients without Pertussis immunisation



Unknown macro: 'export-link'

Recipe Name:	Identify pregnant patients without Pertussis immunisation
Rationale:	<p>The optimal time for pertussis vaccination in pregnancy is between mid 2nd trimester and early 3rd trimester (between 20 and 32 weeks gestation).</p> <p>This is because:</p> <ul style="list-style-type: none">• levels of pertussis antibodies that are likely to be protective are detected in infants born to mothers vaccinated in the 2nd and 3rd trimesters• maternal antibodies are actively transported to the fetus from 13 weeks, 20 with maximum transfer 30 weeks gestation onwards• pertussis antibody levels do not peak until about 2 weeks after vaccination <p>From the Australian Immunisation Handbook:</p>
Target:	All patients currently listed as pregnant on your system who don't have a pertussis vaccination recorded in the last 6 months
CAT Starting Point:	<ol style="list-style-type: none">1. CAT Open2. Population Extract Loaded and Extract Pane "Hidden"3. OPTIONAL ONLY{*}: Filter Pane Open and, under the General Tab, "Active Patients (3x < 2 years)" selected <p><i>*The decision to select either "Active" or "All" patients is left to the practice to make</i></p>



In the Filters Pane:

1. In the "Risk Factors" tab select "Pregnancy"

General Ethnicity Conditions Medications Date Range (Results) Date Range (Visits) Patient Name Patient Status Providers **Risk Factors** MBS Attendance Saved Filters

Risk Factors

Substance Abuse

☐ Smoking

☐ Alcohol - Drinker

☐ Alcohol - Drinker High Risk *

☐ Medication/Drug abuse **

Requires Immunisation

Has Conditions increasing risk of

☐ Pneumococcal

Other Risk Categories

☒ Pregnancy

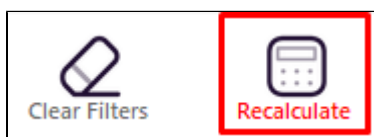
☐ Obesity

☐ Transplant

* 2 or more drinks on a regular occasion or more than 4 drinks on any occasion ** Diagnosis

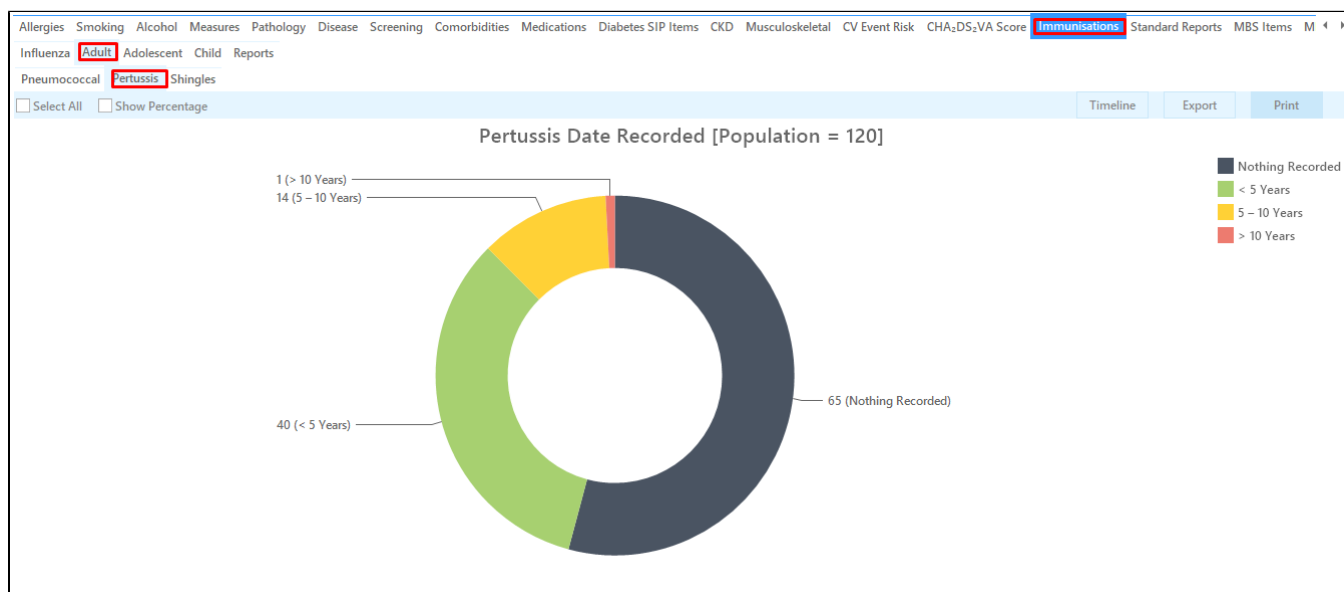
Clear

3. Click "Recalculate"



In the Reports Pane:

Go to Immunisations/Adults/Pertussis and select the 'Nothing Recorded' and <5yrs segments of the graph:



Then click on 'Export' to get a list of patients. The last column shows the date for the last pertussis immunisation. There will be patients with nothing recorded and others with an immunisation done within the last five years. You can sort the data to show the patients by date and find everyone who didn't receive the immunisation in the last six months. This is easier to do in Excel.

You can also create a SMS or Voicemail recall using SMS CAT - for full details see here: [Recall CAT - SMS and Voice Messaging for CAT4](#)

Patient Reidentification

1 of 5 100% Find

Reidentify Report [Patient Count = 65]
Filtering By: Risks (Pregnancy), Selected: Last Pertussis (Nothing Recorded)

ID	Surname	First Name	Known As	Sex	D.O.B (Age)	Address	City	Postcode	Phone (H/W)	Phone (M)	Medicare	IHI	Last Pertussis
1815	Surname	Firstname_187	Firstname_187	F	01/01/1989 (32)	12 John St	Suburb Town	2516	H:07 50505050 W:07 50509999	1234999999	123412341234		Nothing Recorded
861	Surname	Firstname_439	Firstname_439	F	01/01/1980 (41)	12 John St	Suburb Town	2562	H:07 50505050 W:07 50509999	1234999999	123412341234		Nothing Recorded
1439	Surname	Firstname_444	Firstname_444	F	01/01/1991 (30)	12 John St	Suburb Town	3956	H:07 50505050 W:07 50509999	1234999999	123412341234		Nothing Recorded
74	Surname	Firstname_1179	Firstname_1179	F	01/01/1986 (35)	12 John St	Suburb Town	3285	H:07 50505050 W:07 50509999	1234999999	123412341234		Nothing Recorded
3325	Surname	Firstname_1303	Firstname_1303	F	01/01/1976 (45)	12 John St	Suburb Town	3342	H:07 50505050 W:07 50509999	1234999999	123412341234		Nothing Recorded
8413	Surname	Firstname_1314	Firstname_1314	F	01/01/2002 (19)	12 John St	Suburb Town	2085	H:07 50505050 W:07 50509999	1234999999	123412341234		Nothing Recorded
11768	Surname	Firstname_1328	Firstname_1328	F	01/01/1995 (26)	12 John St	Suburb Town	2186	H:07 50505050 W:07 50509999	1234999999	123412341234		Nothing Recorded
9344	Surname	Firstname_1384	Firstname_1384	F	01/01/1987 (34)	12 John St	Suburb Town	5646	H:07 50505050 W:07 50509999	1234999999	123412341234		Nothing Recorded
5500	Surname	Firstname_14	Firstname_14	F	01/01/1984	12 John St	Suburb Town	5500	H:07 50505050 W:07 50509999	1234999999	123412341234		Nothing Recorded

Refine Selection Add/Withdraw Patient Consent Go Share Plus SMS Recall Voicemail Recall Topbar Prompt

To Export Patient List to Microsoft Excel:



1. Click on the "Export Icon" at the top of the Patient Reidentification window.
2. Click on "Excel"
3. Choose a file name and a location to save to (eg. Create a folder C:/ClinicalAudit/CAT Patient FollowUp)
4. Click "Save"

The steps above will produce a list of patients with contact details in MS Excel which can then be used to:

1. Go back through the individual patient records in the GP Clinical Desktop System (CDS) and update known records
2. Phone patients to update their record
3. Produce a mail merge to recall patients for follow up