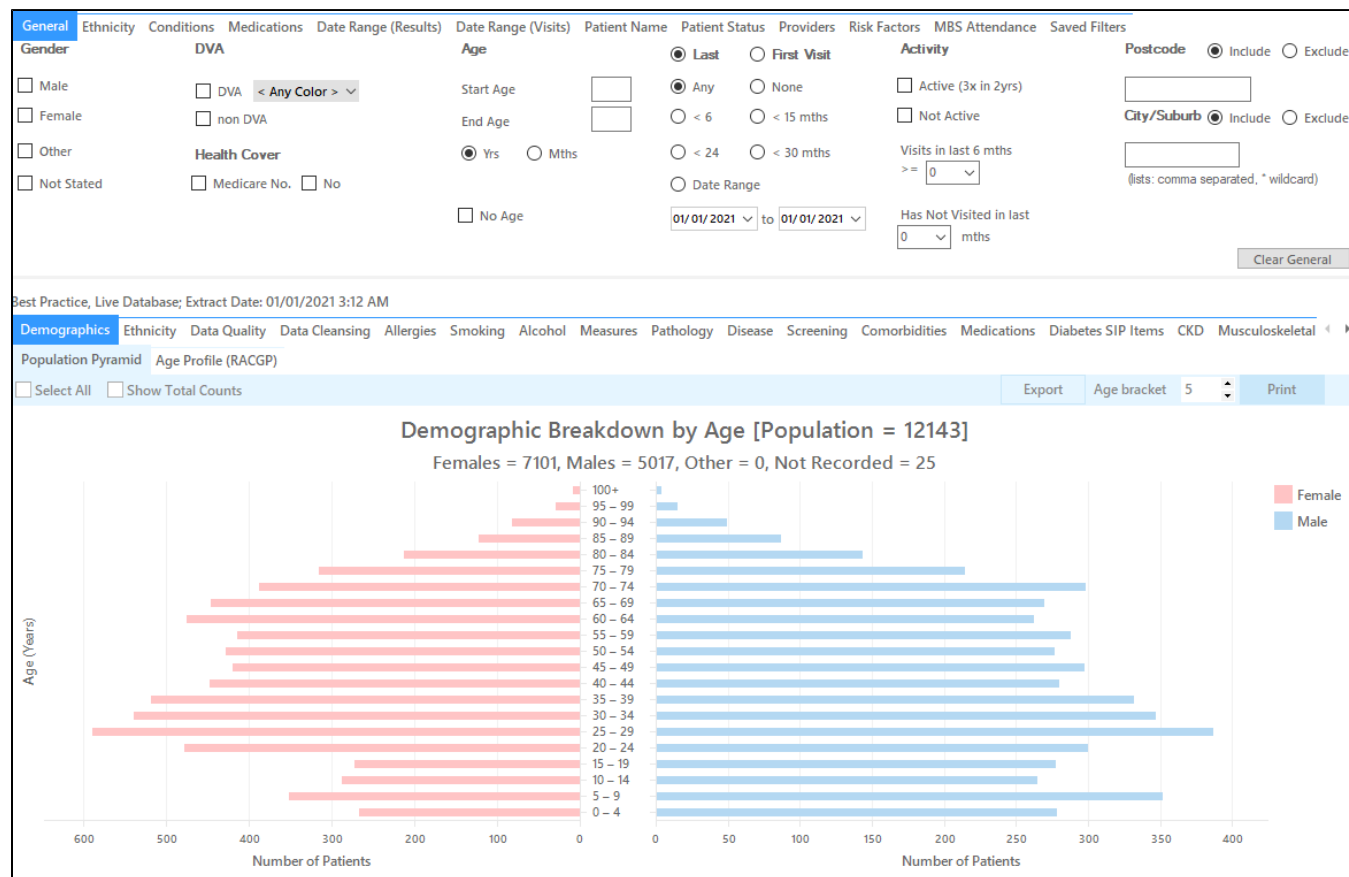


# Identify all active stroke/TIA patients for referral to peer support programs



Unknown macro: 'export-link'

<b>Recipe Name:</b>	Identify active patients with a stroke/TIA condition for referral to Peer Support Programs
<b>Rationale:</b>	Peers are highly accepted by fellow stroke survivors and carers and are able to provide social support, experiential knowledge and a social comparison that the medical model of care is unable to provide <sup>[1]</sup> .  <sup>[1]</sup> Solomon P. Peer support/peer provided services underlying processes, benefits, and critical ingredients. Psychiatric Rehabilitation Journal 2004;27(4):392-401
<b>Target:</b>	Identify and refer all stroke/TIA patients to the National Stroke Foundation for more information on the peer support program.
<b>CAT Starting Point:</b>	<ol style="list-style-type: none"> <li>CAT Open - CAT4 view (all reports) loaded</li> <li>Population Extract Loaded and Extract Pane "Hidden" <ol style="list-style-type: none"> <li>Filter Pane open and under the 'General' tab 'Active Patients' (3x &lt;2 years) selected (optional step - remove if you want to search for all patients).</li> </ol> </li> </ol>



RECIPE Steps Filters:

- In the filters on the "Conditions" tab, select **YES** for Stroke under **Cardiovascular**
- Click "Recalculate"

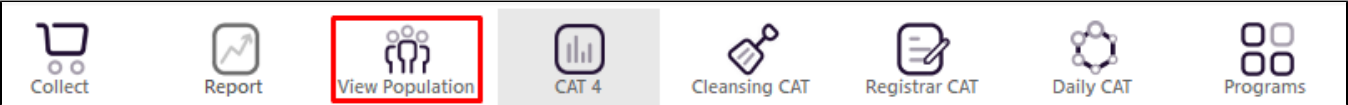
General Ethnicity **Conditions** Medications Date Range (Results) Date Range (Visits) Patient Name Patient Status Providers Risk Factors MBS Attendance Saved Filters

Chronic Mental Health Cancer Other

<b>Diabetes</b> <input type="checkbox"/> Yes <input type="checkbox"/> Type II <input type="checkbox"/> Type I <input type="checkbox"/> Undefined <input type="checkbox"/> Type I or II <input type="checkbox"/> Gestational	<input type="checkbox"/> No <input type="checkbox"/> No <input type="checkbox"/> No <input type="checkbox"/> No <input type="checkbox"/> No	<b>Respiratory</b> <input type="checkbox"/> Yes <input type="checkbox"/> Asthma <input type="checkbox"/> COPD	<input type="checkbox"/> No <input type="checkbox"/> No <input type="checkbox"/> No	<b>Cardiovascular</b> <input type="checkbox"/> Yes <input type="checkbox"/> Hypertension <input type="checkbox"/> Cardiovascular Disease (CVD): <input type="checkbox"/> Heart Failure <input checked="" type="checkbox"/> CHD <input type="checkbox"/> MI	<input type="checkbox"/> No <input type="checkbox"/> No <input type="checkbox"/> No <input type="checkbox"/> No <input type="checkbox"/> No	<input type="checkbox"/> PAD <input type="checkbox"/> Carotid Stenosis <input type="checkbox"/> Renal Artery	<input type="checkbox"/> No <input type="checkbox"/> No <input type="checkbox"/> No	<b>Musculoskeletal</b> <input type="checkbox"/> Yes <input type="checkbox"/> Inflammatory <input type="checkbox"/> Musculoskeletal <input type="checkbox"/> Bone Disease <input type="checkbox"/> Osteoporosis <input type="checkbox"/> Osteoarthritis	<input type="checkbox"/> No <input type="checkbox"/> No <input type="checkbox"/> No <input type="checkbox"/> No <input type="checkbox"/> No	<b>Renal Impairment</b> <input type="checkbox"/> Yes <input type="checkbox"/> Chronic Renal <input type="checkbox"/> Acute Renal Failure <input type="checkbox"/> Dialysis <input type="checkbox"/> Kidney Transplant	<input type="checkbox"/> No <input type="checkbox"/> No <input type="checkbox"/> No <input type="checkbox"/> No <input type="checkbox"/> No
---	---	--	---	--	---	--	---	--	---	--	---

Clear Conditions

- Click "View Pop" to see all active patients with a diagnosis of stroke



Patient Reidentification

1 of 13

Find

Reidentify Report [Patient Count = 198]  
Filtering By: Conditions (CVD - Stroke)

PDF File  
HTML File  
MHT File  
RTF File  
DOCX File  
XLS File  
XLSX File  
CSV File  
Text File  
Image File

ID	Surname	First Name	Known As	Sex	D.O. (Age)	City	Postcode	Phone (H/W)	Phone (M)	Medicare	IHI	Assigned Provider & Last Seen
238	Surname	Firstname_4	Firstname_4	M	01/01/1939 (69)	Suburb Town	4434	H:07 50505050 W:07 50509999	1234999999	12341234123 4		Surname_0 05/11/2020
9210	Surname	Firstname_19 7	Firstname_19 7	F	01/01/1939 (65)	Suburb Town	4452	H:07 50505050 W:07 50509999	1234999999	12341234123 4		Surname_24 18/12/2020
4242	Surname	Firstname_27 5	Firstname_27 5	F	01/01/1939 (62)	Suburb Town	2216	H:07 50505050 W:07 50509999	1234999999	12341234123 4		Surname_19 29/12/2020
429	Surname	Firstname_34 5	Firstname_34 5	M	01/01/1939 (82)	Suburb Town	4546	H:07 50505050 W:07 50509999	1234999999	12341234123 4		Surname_0 24/05/2019
4783	Surname	Firstname_43 0	Firstname_43 0	F	01/08/2015 (5)	Suburb Town	4175	H:07 50505050 W:07 50509999	1234999999	12341234123 4		Surname_2 26/02/2020
4662	Surname	Firstname_57 2	Firstname_57 2	F	01/01/1932 (89)	Suburb Town	4212	H:07 50505050 W:07 50509999	1234999999	12341234123 4		Surname_22 30/12/2020
8557	Surname	Firstname_58 9	Firstname_58 9	F	01/01/1947 (74)	Suburb Town	4503	H:07 50505050 W:07 50509999	1234999999	12341234123 4		Surname_22 21/12/2020
6949	Surname	Firstname_59 5	Firstname_59 5	M	01/01/1929 (92)	Suburb Town	2192	H:07 50505050 W:07 50509999	1234999999	12341234123 4		Surname_13 21/12/2020

Refine Selection Add/Withdraw Patient Consent

GoShare Plus SMS Recall Voicemail Recall Topbar Prompt

This list will give you all patient details including the date when they were last seen and who is their assigned provider.

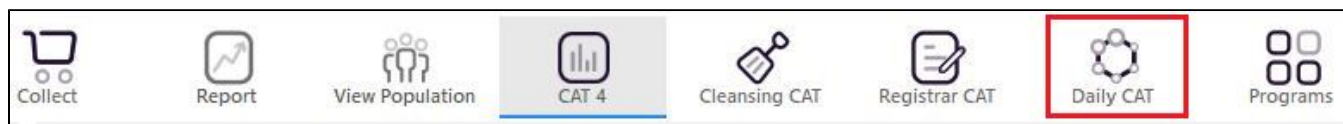
Create a prompt to display in Topbar



Remember you need to be in the CAT4 Daily View to be able to create prompts. Other pre-requisites are:


- Topbar is installed
- CAT4 is linked to Topbar via Edit/Preferences/Topbar - check here for details: [Linking CAT to Topbar](#)

To start click on the 'Daily View' icon on the top of your CAT4 screen:



Once you have applied the filter(s) and displayed the patients of interest as described above, you can create a prompt that will be shown to all clinicians using Topbar if a patient meeting the prompt criteria is opened in their clinical system. The full guide is available at [CAT PLUS PROMPTS](#) and a short guide on how to create prompts in CAT4 can be found at [Creating a Prompt in CAT4](#)

To start you have to use the drop-down menu at the bottom of the patient details report and select "Prompt at Consult - Topbar" then click on "Go" to give the new prompt a name.



The name you enter is the prompt text displayed in Topbar, so choose a simple but clear name that tells the clinician seeing the prompt what should be done.

Patient Reidentification

1 of 3

**Reidentify Report [patient count = 103]**

Filtering By: Conditions (Diabetes - Yes), Last Results <= 12 mths, Selected: H

ID	Surname	First Name	Known As	Sex	D.O.B	Address
2623	Surname	Firstname_58	Firstname_58	M	01/02/1979	12 Jog
3891	Surname	Firstname_59	Firstname_59	M	01/02/1970	12 Jog
6993	Surname	Firstname_264	Firstname_264	F	01/02/1974	12 Joh

**Topbar Prompt**

**Name:**  
message to clinician goes here

**Filters:**  
category (Diabetes): Yes  
Last Results <= 12 mths

**Charts:**  
HBA1c Status in % : No HBA1c Recorded

OK Cancel

Refine Selection Add/Withdraw Patient Consent HCH Enrolment SMS Recall Voicemail Recall Topbar Prompt

#### To Export Patient List to Microsoft Excel:



1. Click on the "Export Icon" at the top of the Patient Reidentification window.
2. Click on "Excel"
3. Choose a file name and a location to save to (eg. Create a folder C:/ClinicalAudit/CAT Patient FollowUp)
4. Click "Save"

The steps above will produce a list of patients with contact details in MS Excel which can then be used to:

1. Go back through the individual patient records in the GP Clinical Desktop System (CDS) and update known records
2. Phone patients to update their record
3. Produce a mail merge to recall patients for follow up