




















Registrar CAT Quick Reference Guide

Overview	<p>Registrar CAT provides supporting information for practice accreditation and reporting as a training post for Registrars. It allows the practice to report and manage Registrar activities.</p> <ol style="list-style-type: none">1. It provides graphical reports on the range of clinical presentations a Registrar has seen in the practice compared to the full set of presentations that are being seen at the practice. This enables the practice to ensure the Registrar is seeing a good coverage of practice presentations.2. It provides graphs of clinical information that should be recorded in a patient's record. This can help determine if a Registrar has not carried out activities that should have been reviewed as part of the consultation. <p><i>It is available for MD, BP and Zedmed users.</i></p>
Accessing the Registrar CAT Module	<p>To access the Registrar CAT click the Registrar CAT icon on the menu bar or on the dashboard.</p>  <p>Alternatively you may select the menu option View> Registrar CAT</p> <p><i>Your usual CAT view is known as CAT4 and you can click back into this view at any time.</i></p> <div></div>

Registrar CAT Filters	
Registrar CAT Filters	<p>Filters specifically designed for Registrar CAT have been added:</p> <ul style="list-style-type: none">• Providers – has a new option to switch to filter by 'Visits to Provider' rather than 'Assigned Provider'• Date Range (Visits) <div></div> <div>General Ethnicity Conditions Medications Date Range (Results) Date Range (Visits) Patient Name Patient Status Providers Risk Factors Health Care Homes Saved Filters</div>

The Providers filter provides 2 filter options:

- **Assigned Provider** – patients are assigned to **one provider** based on who they have seen most frequently in recent consultations. Patients will be assigned to the provider with the highest number of consultations in the previous 18 months. Where there is no consultation recorded in the previous 18 months, the patient will be assigned to the provider who has seen them most recently, up to 5 years ago. Where there is no consultation recorded in the previous 5 years, no provider will be assigned.

General	Ethnicity	Conditions	Medications	Date Range (Results)	Date Range (Visits)	Patient Name	Patient Status	Providers	Risk Factors	Health Care Homes	Saved Filters
Patients by Any Visit to Provider in Last 3 Years											
<input checked="" type="checkbox"/>	Dr. A. Practitioner							2426621B	Principal doctor	02 9908 4888	
<input checked="" type="checkbox"/>	Mr New Provider							0086296K	Employee doctor	859899909	
Change filter: FilterByAnyVisitToProvider											
<input checked="" type="checkbox"/> Select All/None <input checked="" type="checkbox"/> Hide Providers with No Patients											

- **Any Visit to Provider** – patients are assigned to **every provider** they have seen in the last 3 years. The filter option can be switched at the bottom of the filter panel:

Change filter:

Filter by Any Visit to Provider
 Filter by Assigned Provider
 Filter by Any Visit to Provider

The 'Any Visits to Provider' filter allows the practice to review all patients that a provider has seen in a selected timeframe. The default time frame is the last 3 years.

NOTE:

CAT4 defaults to Assigned Provider. Registrar CAT defaults to Any Visit to Provider.










The Date Range (Visits) filter allows the patient visits to be filtered for a selected timeframe.

Select the required date range that allows Registrar CAT to report on the Registrar training period.

General	Ethnicity	Conditions	Medications	Date Range (Results)	Date Range (Visits)	Patient Name	Patient Status	Providers	Risk Factors	Health Care Homes	Saved Filters
Date Range for Visit											
The date range selected will filter out patients who have not visited within the selected period.											
<input checked="" type="radio"/> All <input type="radio"/> <= 6 mths <input type="radio"/> <= 12 mths <input type="radio"/> <= 24 mths											
<input type="radio"/> Date Range (from - to)											
Use for: Registrar CAT SHS Uploads by Provider											
05/07/20 05/07/20											
Clear Visits											

Registrar CAT provides the following graphs:

- Age Gender Visit Count – the number of visits by age range and gender. This graph allows the practice and provider visit profile to be compared.
- Disease Visit Count – the number of visits by patient disease. This graph allows the practice and provider visit profile to be compared.
- Clinical graphs for Allergies, Smoking, Alcohol, BMI and BP

Best Practice, Live Database; Extract Date: 05/07/2018 8:48 AM

Age Gender Visit Count

Disease Visit Count

Allergies

Smoking

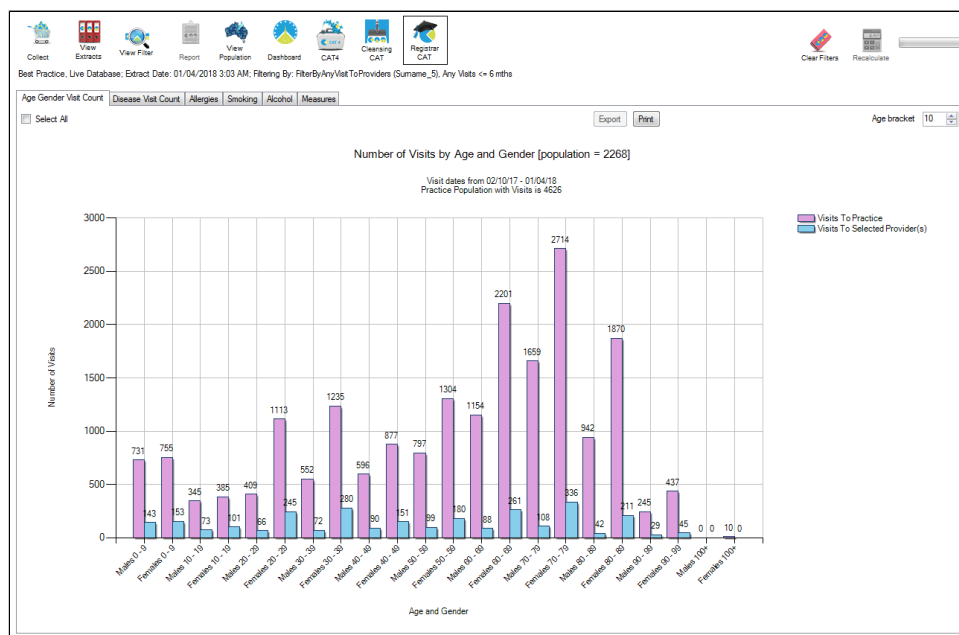
Alcohol

Measures

☐ Select All

The **Number of Visits by Age and Gender** graph provides a breakdown of visits to the practice, in a selected time frame, by age range and gender.

- Age range defaults to 10 years. This can be adjusted using the Age bracket selection.
- Visits time frame defaults to that last 3 years. This can be adjusted using the Date Range (Visits) filter described above.



The graph displays number of visits by:

- Visits To Practice in purple
- Visits to Selected Provider(s) in blue

Visits To Practice
 Visits To Selected Provider(s)

If no Provider is selected only the practice visits will be displayed.

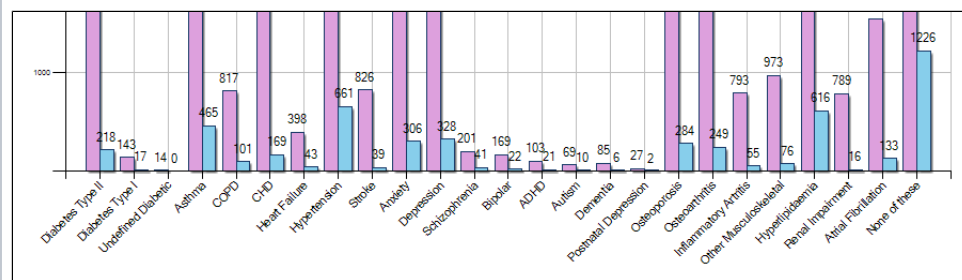
To view a providers visits:

- Filter by Visits to Any Provider and select the Provider you wish to view. Recalculate.
- The graph will display a comparison of visit counts between the Provider and the Practice.

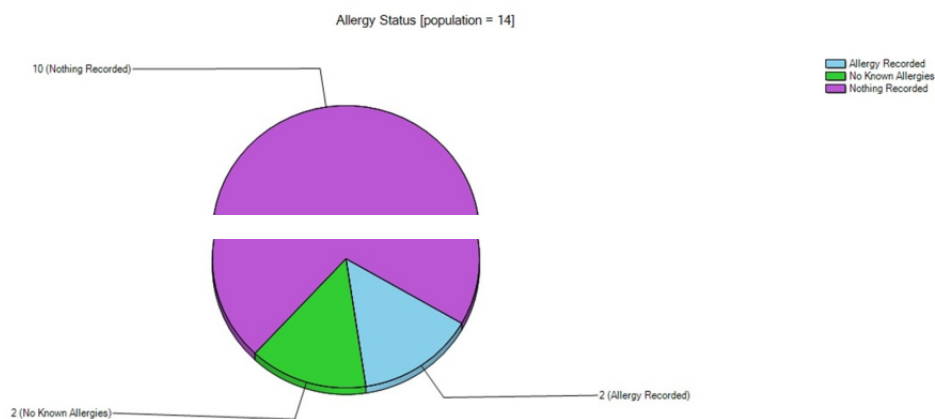
Clinical Graphs

The disease categories provided are the current set of CAT disease categories.

- Visits time frame using the Date Range (Visits) filter
- Visits to Any Provider using the Provider filter



- Visits time frame using the Date Range (Visits) filter
- Visits to Any Provider using the Provider filter



This will provide information about data that has not been recorded in a patient's clinical record and provide a learning opportunity for Registrars.