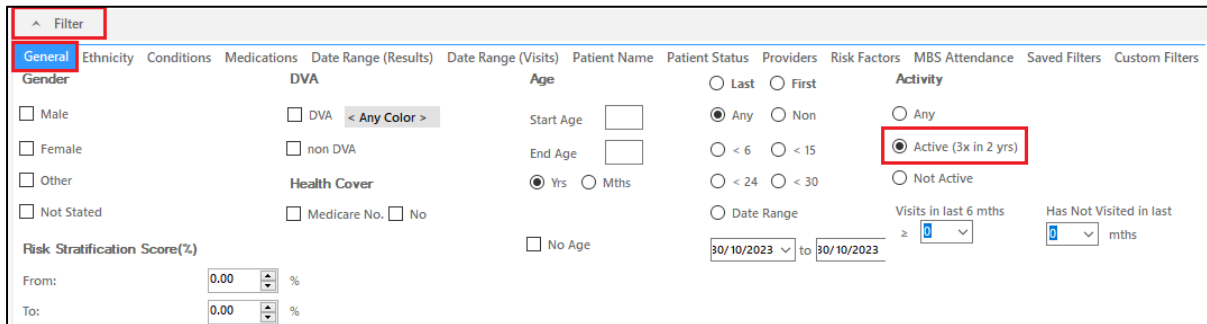


Shingles Vaccine Eligibility 1: people aged 65 years and over

Recipe Name:	Identify people aged 65 years and over
Rationale:	<p>About 1 in 3 people will get shingles in their lifetime. Shingles usually affects older people, and the risk of complications increases with age, particularly for:</p> <ul style="list-style-type: none"> • those over the age of 65 • First Nations people aged 50 and over • immunocompromised people aged 18 years and over
Target:	People over 65 years of age
CAT Starting Point:	<ol style="list-style-type: none"> 1. CAT Open 2. Population Extract Loaded and Extract Pane "Hidden"

In the Filters Pane:

Step 1 (optional): In the "General" tab, select "Active (3x in 2 yrs)"



Filter

General Ethnicity Conditions Medications Date Range (Results) Date Range (Visits) Patient Name Patient Status Providers Risk Factors MBS Attendance Saved Filters Custom Filters

Gender

Male Female Other Not Stated

DVA

DVA non DVA

Health Cover

Medicare No. No

Risk Stratification Score(%)

From: 0.00 % To: 0.00 %

Age

Start Age: End Age:

Yes Mths No Age

Activity

Any Active (3x in 2 yrs) Not Active

Patient Status

Last First

Any Non

< 6 < 15 < 24 < 30

Date Range

30/10/2023 to 30/10/2023

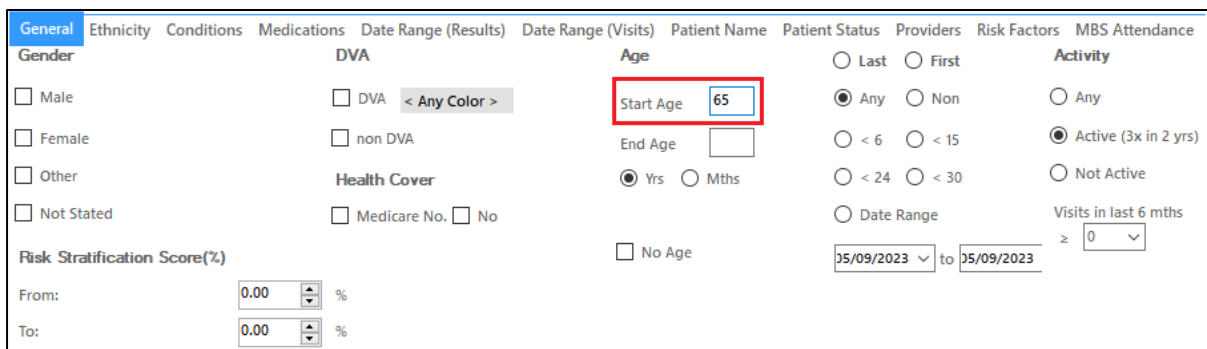
Visits in last 6 mths

≥ mths

Has Not Visited in last

mths

Step 2: In the "General" tab add Start Age "65"



General Ethnicity Conditions Medications Date Range (Results) Date Range (Visits) Patient Name Patient Status Providers Risk Factors MBS Attendance

Gender

Male Female Other Not Stated

DVA

DVA non DVA

Health Cover

Medicare No. No

Risk Stratification Score(%)

From: 0.00 % To: 0.00 %

Age

Start Age: End Age:

Yes Mths No Age

Activity

Any Active (3x in 2 yrs) Not Active

Patient Status

Last First

< 6 < 15 < 24 < 30


Date Range

05/09/2023 to 05/09/2023


Visits in last 6 mths

≥ mths

Step 3 (optional): In the "Ethnicity" tab, select "Non-Indigenous" under Indigenous Status



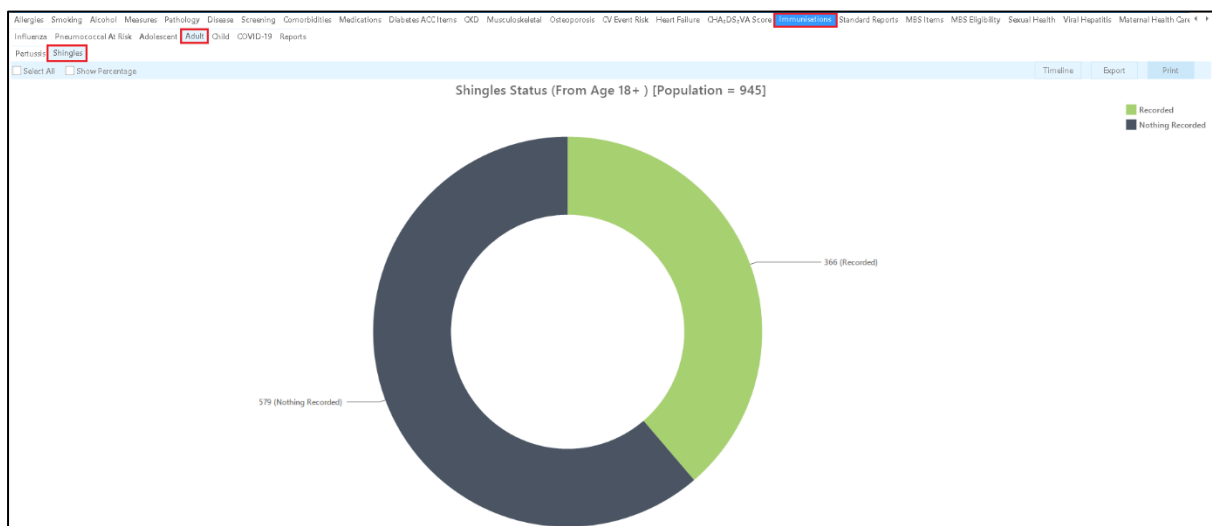
Step 4: Click "Recalculate"



This has generated cohort of all active patients who are 65 years or older

In the Reports Pane:

Step 5: Under the "Immunisations" tab, select "Adult" & select "Shingles"









Step 6a: Select "Recorded", then select "Export" to see people aged 65 and over who already have received Shingles vaccine (Shingrix or Zostavax) regardless of dose number.

Patient Reidentification

1 of 33

Reidentify Report [Patient Count = 370]
Selected: Last Shingles (Recorded)

ID	Surname	First Name	Known As	Sex	Age	Address	City	Postcode	Phone (H/W)	Phone (M)	Medicare	IHI	Last Shingles
43	Surname	Firstname_54 117	Firstname_54 117	F	77	12 John St	Suburb Town	9999	H:07 505050 W:07 50509999	1234999999	1234123412 34		15/06/2017/r /nZOSTAVAX; N006937
68	Surname	Firstname_25 56	Firstname_25 56	M	75	12 John St	Suburb Town	9999	H:07 505050 W:07 50509999	1234999999	1234123412 34		05/06/2018/r /nZOSTAVAX; N010174
69	Surname	Firstname_68 707	Firstname_68 707	F	73	12 John St	Suburb Town	9999	H:07 505050 W:07 50509999	1234999999	1234123412 34		05/02/2020/r /nZOSTAVAX; S009963
80	Surname	Firstname_96 801	Firstname_96 801	F	76	12 John St	Suburb Town	9999	H:07 505050 W:07 50509999	1234999999	1234123412 34		12/04/2017/r /nZOSTAVAX; M046457

 Refine Selection
  Add/Withdraw Patient Consent
  GoShare Plus
  SMS Recall
  Voicemail Recall
  Topbar Prompt

OR







Step 6b: Select **"Nothing Recorded"**, then select **"Export"** to see people aged 65 and over who have not received Shingles vaccine (Shingrix or Zostavax)

Patient Reidentification


1 of 38

Reidentify Report [Patient Count = 600]
Selected: Last Shingles (Nothing Recorded)

ID	Surname	First Name	Known As	Sex	Age	Address	City	Postcode	Phone (H/W)	Phone (M)	Medicare	IHI	Last Shingles
13	Surname	Firstname_12 452	Firstname_12 452	M	72	12 John St	Suburb Town	9999	H:07 505050 W:07 50509999	1234999999	1234123412 34		Nothing Recorded
37	Surname	Firstname_75 199	Firstname_75 199	F	70	12 John St	Suburb Town	9999	H:07 505050 W:07 50509999	1234999999	1234123412 34		Nothing Recorded
44	Surname	Firstname_79 246	Firstname_79 246	M	73	12 John St	Suburb Town	9999	H:07 505050 W:07 50509999	1234999999	1234123412 34		Nothing Recorded
47	Surname	Firstname_33 961	Firstname_33 961	F	76	12 John St	Suburb Town	9999	H:07 505050 W:07 50509999	1234999999	1234123412 34		Nothing Recorded
74	Surname	Firstname_95 986	Firstname_95 986	F	78	12 John St	Suburb Town	9999	H:07 505050 W:07 50509999	1234999999	1234123412 34		Nothing Recorded
76	Surname	Firstname_94 798	Firstname_94 798	M	71	12 John St	Suburb Town	9999	H:07 505050 W:07 50509999	1234999999	1234123412 34		Nothing Recorded

 Refine Selection
  Add/Withdraw Patient Consent
  GoShare Plus
  SMS Recall
  Voicemail Recall
  Topbar Prompt

To Export Patient List on Microsoft Excel:

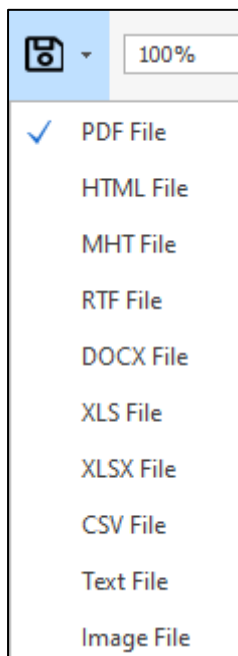
1. Click on the "Export Icon"  at the top of the Patient Reidentification window.
2. Click on XLS File

3. Choose a file name and a location to save to (eg. Create a folder C:/ClinicalAudit/CAT Patient FollowUp)
4. Click “Save”

The steps above will produce a list of patients with contact details which can then be used to:

1. Go back through the individual patient records in the GP Clinical Desktop System (CDS) and update known records
2. Phone patients to update their record
3. Produce a mail merge to recall patients for follow-up

Similar steps can be taken to export the list in the following formats;



In these scenarios, the spreadsheets would then be sent to the Practice Nurse, asking for the patients on these lists to be recalled to administer the vaccine.

Optional: Create a prompt to display in Topbar

Remember you need to be in the CAT4 Daily View to be able to create prompts. Other pre-requisites are:

- Topbar is installed
- CAT4 is linked to Topbar via Edit/Preferences/Topbar

To start click on the 'Daily View' icon on the top of your CAT4 screen:

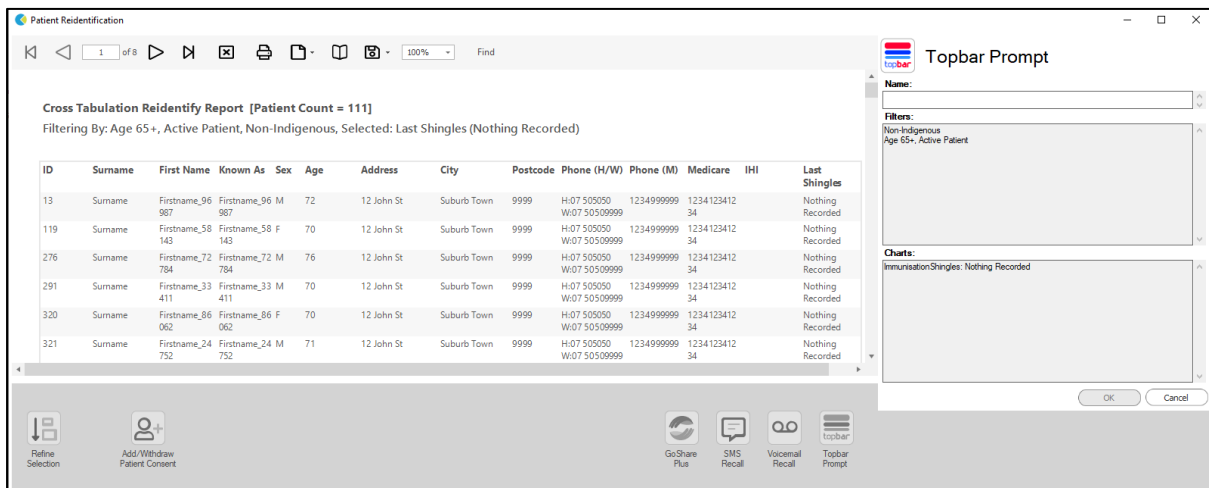


Once you have applied the filter(s) and displayed the patients of interest as described above, you can create a prompt that will be shown to all clinicians using Topbar if a patient meeting the prompt criteria is opened in their clinical system. The full guide is available at [CAT PLUS PROMPTS](#) and a short guide on how to create prompts in CAT4 can be found at [Creating a Prompt in CAT4](#)

To start you have to use the drop-down menu at the bottom of the patient details report and select "Prompt at Consult - Topbar" then click on "Go" to give the new prompt a name.



The name you enter is the prompt text displayed in Topbar, so choose a simple but clear name that tells the clinician seeing the prompt what should be done.



Cross Tabulation Reidentify Report [Patient Count = 111]
 Filtering By: Age 65+, Active Patient, Non-Indigenous, Selected: Last Shingles (Nothing Recorded)

ID	Surname	First Name	Known As	Sex	Age	Address	City	Postcode	Phone (H/W)	Phone (M)	Medicare	IHI	Last Shingles
13	Surname	Firstname_96	Firstname_96	M	72	12 John St	Suburb Town	9999	H:07 505050 W:07 50509999	1234999999	1234123412	34	Nothing Recorded
119	Surname	Firstname_58	Firstname_58	F	70	12 John St	Suburb Town	9999	H:07 505050 W:07 50509999	1234999999	1234123412	34	Nothing Recorded
276	Surname	Firstname_72	Firstname_72	M	76	12 John St	Suburb Town	9999	H:07 505050 W:07 50509999	1234999999	1234123412	34	Nothing Recorded
291	Surname	Firstname_33	Firstname_33	M	70	12 John St	Suburb Town	9999	H:07 505050 W:07 50509999	1234999999	1234123412	34	Nothing Recorded
320	Surname	Firstname_86	Firstname_86	F	70	12 John St	Suburb Town	9999	H:07 505050 W:07 50509999	1234999999	1234123412	34	Nothing Recorded
321	Surname	Firstname_24	Firstname_24	M	71	12 John St	Suburb Town	9999	H:07 505050 W:07 50509999	1234999999	1234123412	34	Nothing Recorded

Topbar Prompt
 Name:
 Filters:
 Non-Indigenous
 Age 65+, Active Patient
 Charts:
 ImmunisationShingles: Nothing Recorded