

Identify patients with a chronic disease eligible for a GP Management Plan and/or Team Care Arrangement

[Click here to export this guide to PDF](#)

Recipe Name:	Identify all patients with a chronic disease eligible for a GP Management Plan and/or Team Care Arrangement who haven't had a claim in the last 12 months
Rationale:	The Chronic Disease Management — GP services on the Medicare Benefits Schedule (MBS) enable GPs to plan and coordinate the health care of patients with chronic or terminal medical conditions, including patients with these conditions who require multidisciplinary, team-based care from a GP and at least two other health or care providers.
Target:	To effectively manage the care of patients with a chronic disease.
CAT Starting Point:	<ol style="list-style-type: none"> CAT Open - CAT4 view (all reports) loaded Population Extract Loaded and Extract Pane "Hidden" <ol style="list-style-type: none"> Filter Pane open and under the 'General' tab 'Active Patients' (3x <2 years) selected (this step can be omitted if you want to search for all patients).

Collect
View Extracts
Hide Filter
Report
View Population
Dashboard
CAT4
Cleansing CAT
Registrar CAT

Clear Filters
Recalculate

General
Ethnicity
Conditions
Medications
Date Range (Results)
Date Range (Visits)
Patient Name
Patient Status
Providers
Risk Factors
Saved Filters

Gender

 Male
 Female
 Other

DVA

 DVA < Any Color >
 non DVA

Health Cover

 Medicare No. No

Age

Start Age:

End Age:

Yrs Mths

No Age

Activity

Last First Visit

Any None

< 6 < 15 mths

< 24 < 30 mths

Date Range

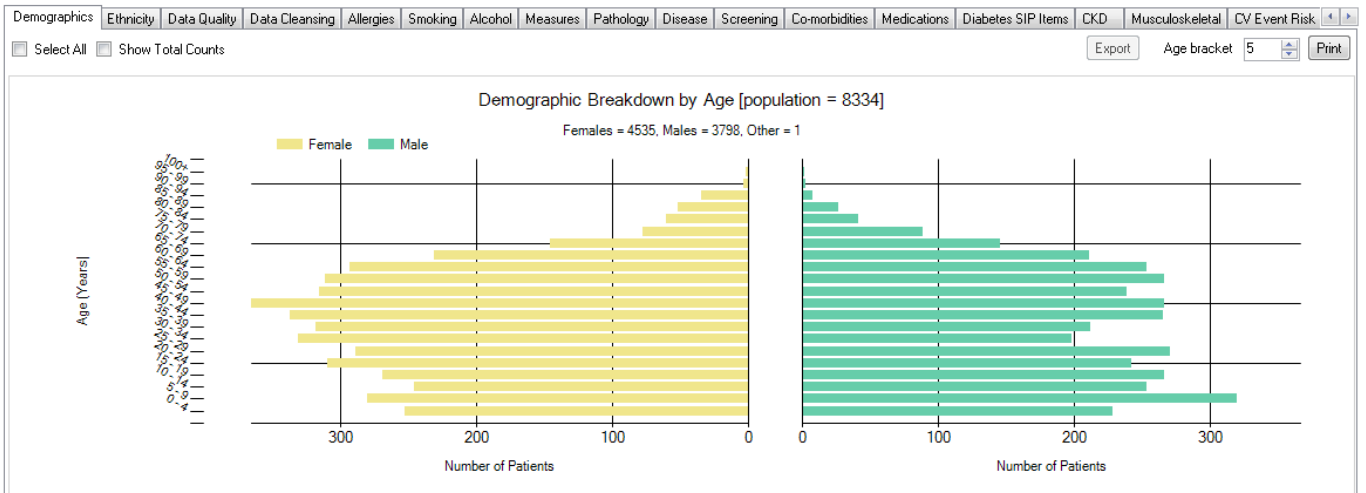
06/06/20* to 06/06/20*

Postcode Include Exclude

City/Suburb Include Exclude

(lists: comma separated, * wildcard)

Best Practice, Live Database; Extract Date: 06/06/2016 9:40 AM



Filter Steps

- Under the 'Conditions' tab, choose the 'Chronic' tab, and then select **Yes** under the **Diabetes** section

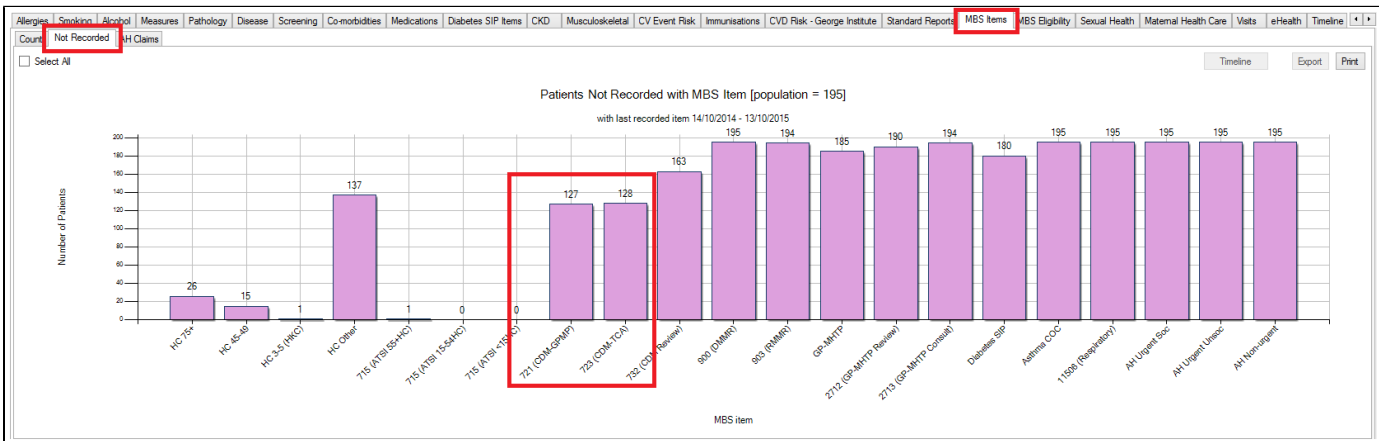
The screenshot shows the 'Conditions' filter interface. The 'Chronic' tab is selected, and the 'Diabetes' checkbox is checked. Other categories like Respiratory, Cardiovascular, Musculoskeletal, and Renal Impairment are visible with their respective checkboxes.

- Under the 'Date Range (Results)' tab, choose ≤ 12 months, then click 'Recalculate'

The screenshot shows the 'Date Range (Results)' filter interface. The '<= 12 mths' radio button is selected. The 'Recalculates' button is highlighted in the top right corner.

Recipe Steps Reports

- Hide Filters
- Select the "MBS Items" tab
- Select the "Not Recorded" tab
- Select the column titled "721 (CDM-GPMP)", and click the Export button in the top right hand corner
- Repeat the step for the column titled "723 (CDM-TCA)".



This report will show all patients with a coded diagnosis of diabetes who haven't had a GP Management Plan or Team Care Arrangement billed in the past 12 months.

Reidentify Report [patient count = 127]
 Filtering By: Conditions (Diabetes - Yes), Last Results <= 12 mths, Selected: MBS Not Recorded (721 (CDM-GPMP))


ID	Surname	First Name	Known As	Sex	D.O.B	Address	City	Postcode	Phone (H/W)	Phone (M)	IHI	Medicare	MBS Not Recorded
1568	Surname	Firstname_1	Firstname_1	F	13/10/1970	12 John St	Suburb Town	5053	H:07 50505050 W:07 50509999	1234999999		123412341234	721 (CDM-GPMP) Not Recorded
1534	Surname	Firstname_121	Firstname_121	F	13/10/1944	12 John St	Suburb Town	4489	H:07 50505050 W:07 50509999	1234999999		123412341234	721 (CDM-GPMP) Last Recorded 04/01/2012
494	Surname	Firstname_122	Firstname_122	M	13/10/1944	12 Jogger St	Suburb Town	5305	H:07 50505050 W:07 50509999	1234999999		123412341234	721 (CDM-GPMP) Last Recorded 20/07/2012
1835	Surname	Firstname_163	Firstname_163	M	13/10/1928	12 Jogger St	Suburb Town	5586	H:07 50505050 W:07 50509999	1234999999		123412341234	721 (CDM-GPMP) Last Recorded 29/06/2007
444	Surname	Firstname_175	Firstname_175	M	13/10/1943	12 Jogger St	Suburb Town	5494	H:07 50505050 W:07 50509999	1234999999		123412341234	721 (CDM-GPMP) Last Recorded 09/09/2014
560	Surname	Firstname_277	Firstname_277	M	13/10/1953	12 Jogger St	Suburb Town	5956	H:07 50505050 W:07 50509999	1234999999		123412341234	721 (CDM-GPMP) Last Recorded 01/11/2006

This recipe shows the steps to view a list of patients with diabetes who haven't had a GP Management Plan or Team Care Arrangement billed in the previous 12 months. This recipe can be modified for patients with any other chronic disease by choosing a different chronic condition under the Conditions, then Chronic filter tab (as shown in the second screenshot above). Other chronic conditions that may be targeted include, but are not limited to:

- COPD
- Asthma
- Hypertension
- Cardiovascular Disease
- Chronic Kidney Disease

To Export Patient List to Microsoft Excel:



1. Click on the "Export Icon"  at the top of the Patient Reidentification window.
2. Click on "Excel"
3. Choose a file name and a location to save to (eg. Create a folder C:/ClinicalAudit/CAT Patient FollowUp)
4. Click "Save"

The steps above will produce a list of patients with contact details in MS Excel which can then be used to:

1. Go back through the individual patient records in the GP Clinical Desktop System (CDS) and update known records
2. Phone patients to update their record
3. Produce a mail merge to recall patients for follow up