

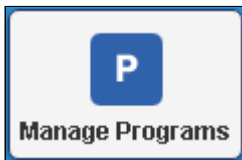
PAT Programs - Reporting

After a program has been created, approved and practices have been enrolled to use the program, data relevant to the program will be arriving in PAT CAT through the CAT4 data uploads. If a practice enrolls a patient that information will be included in the de-identified data and PAT CAT allows to filter for prompt status. This in turn will allow the PHN or other organisation to report on health outcomes and quality improvement for the enrolled patient group and over time create data for regression analysis and evaluation of program success.

To use the program specific filter, PAT CAT needs to be in the PAT Programs screen - to get there click on the PAT Programs link:





Once the new page has loaded you will notice the change in logo on the top left:



Now click on  to see the available programs.

On the Program Management window find your program and click on "Select"

Program Management										
+ Create Program		Refresh Program List								
ID	Icon	Name	Status	Type	Practices	Prompts	Response Stats	Creation Date		
151		Matthias Test Program	Approved	Enrolment	2	1	Prompts Displayed: 2 Prompts Accepted: 0 Prompts Dismissed: 0 Prompts Deferred: 0	22/08/2017	<input type="checkbox"/>	Edit Select
177		MHFL High Cholesterol	Approved	Enrolment	0	2	Prompts Displayed: 0 Prompts Accepted: 0 Prompts Dismissed: 0 Prompts Deferred: 0	15/02/2018	<input type="checkbox"/>	Edit Select

This will show you the selected program above the filters and you can click on "Deselect" to exit from this program.

PATCAT PROGRAMS PAT CAT

MHFL High Cholesterol

General | Practices | Ethnicity | Conditions | Medications | Results | Patient Status | Health Care Homes | Saved Filters | Prompt

Gender
 Male
 Female
 Other

DVA
 DVA
 Non DVA

Age
 Start Age
 End Age
 Yrs Mths
 No Age

Last Visit
 Any None
 <6 mths <12 mths
 <15 mths <24 mths
 <30 mths
 Date Range
 31 to 31

There is now a new filter tab available specific to the program you have selected called "Prompts". The contents of this tab will reflect the program selected, so if your program has multiple prompts each one will be shown. The example below is for the program created here: PAT Programs - Creating a new Program. This program has two enrolment prompts for patients meeting the criteria:

MHFL High Cholesterol

General | Practices | Ethnicity | Conditions | Medications | Results | Patient Status | Health Care Homes | Saved Filters | **Prompt**

Important: When saving a filter or creating prompts, any selections made here are ignored

Prompt Name	Accepted	Deferred	Dismissed	Displayed
MHFL High Cholesterol	<input type="checkbox"/>	<input type="checkbox"/>	<input type="checkbox"/>	<input type="checkbox"/>
High LDL	<input type="checkbox"/>	<input type="checkbox"/>	<input type="checkbox"/>	<input type="checkbox"/>

The filter allows to select patients who have accepted enrolment into the program as well as patients where the prompt was deferred or dismissed by the clinician. The "Displayed" option will filter for those patients where the prompt was displayed but no other action was performed by the clinician. This can be used to evaluate how many patients met the prompt criteria as well measure the activity of clinicians in regards to the prompt displayed.

For a hyperlink prompt different options are shown - only the option "Accepted" and "Displayed" can be used for the filter. Accepted means that the clinician has clicked on the hyperlink and has accessed the site linked to the prompt, "Displayed" means no action was taken.

General | Practices | Ethnicity | Conditions | Medications | Results | Patient Status | Health Care Homes | Saved Filters | **Prompt**

Important: When saving a filter or creating prompts, any selections made here are ignored

Prompt Name	Accepted	Displayed
Jo_BP_Prompt > 130/80 and <= 140/90	<input type="checkbox"/>	<input type="checkbox"/>
Jo_P1	<input type="checkbox"/>	<input type="checkbox"/>

