

# PAT Programs App



Unknown macro: 'export-link'

This guide describes how a Topbar user can work with prompts created in PAT Programs.

To find out how to create new prompts and programs in PAT CAT please see the comprehensive guides here: [PAT Programs](#) . The example program used in this guide is the one created here: [PAT Programs - Creating a new Program](#)

You can also watch our video on the PAT Programs app here: [PAT Programs App video \(7 minutes\)](#)

Once a program has been created and practices have been enrolled into the program, Topbar will apply the prompt rules to any patient opened in the compatible clinical system and, if the rules are met by the data in the patient record, the configured prompt option will be displayed.

There are two kinds of prompts, an enrolment prompt and a hyperlink prompt - more information is provided here: [PAT Programs - Prompts Behaviour Configuration](#).

The enrolment prompt will allow the clinician to enrol patients into programs, the hyperlink prompt will provide a one click link to a specific web site for patients matching the prompt criteria. A particular useful combination for the latter would be the link to a specific page in the local HealthPathWays site, so that clinicians don't have to search or even log onto the site, but rather receive the information relevant to the patient with one click on the link.


Enrolment prompts allow PHNs and other organisations to assist practices in monitoring outcomes of programs around prevention or quality improvement, as PAT Programs provides filtering options for enrolled patients. See here for the reporting options for both enrolment and hyperlink prompts: [PAT Programs - Reporting](#)

When a practice is newly enrolled in a PAT Program, a notification will be displayed in Topbar. The number 1 in the red circle on top of the Topbar icon indicates an new program:




Clicking on the Topbar icon will display the logo of the new program with "NEW" on the logo and clicking on the new app will show the details and any description of the program if entered:


Hello, Dr QA




Patient Health Summary




Waiting Room




MBS Items




Data Cleansing




CAT Prompts




MHFL High Cholesterol




MHFL High Cholesterol


*My health for life* 

Open App

 app help

 close

App Version : 1.0.0  
Published Date: 25/05/2017



No configuration is required, for an overview of options on how to configure Topbar please see here: [Topbar MyApps - old](#)

When a patient is opened in the clinical system matching the prompt criteria, the app will become active and display the relevant prompt or multiple prompts if applicable. A patient can trigger more than one program to become active.

MHFL High Cholesterol

NOTIFICATIONS

SETTINGS

ENROLMENT

close

Action Required

hide

PROMPT TEXT	ACTION
MHFL High Cholesterol	<div>ACCEPT</div> <div>DISMISS</div> <div>DEFER</div>

Accepted

hide

No accepted prompts.

Deferred

hide

No deferred prompts.

Dismissed

hide

No dismissed prompts.

My health for life

Prompt Text

MHFL High Cholesterol

Filters Used

Diabetes (None)

No CHD

No Heart Failure

No Stroke

No MI

No PVD

No Carotid Stenosis

No Renal Artery Stenosis

Lipid Modifying (Any)

Fibrates

Date Range (Results)

Results within 24 Months

The app will show a number in the red circle in Topbar, indicating a notification for the patient. Clicking on the app will open up the full screen app and show which notification is relevant and in this example will show the option to accept, dismiss or defer. For an enrolment prompt such as this one, accepting the prompt will enrol the patient and allow follow up reporting and analysis. It will also show a green tick in Topbar at the clinic to all Topbar users, indicating that this patient has been enrolled in a particular program.

Once a patient has been accepted into a program, they can be removed by clicking "Unaccept". Please note the green tick in the app icon as this patient is now enrolled.

1

6

cpd

MHFL High Cholesterol

NOTIFICATIONS

SETTINGS

Action Required

hide

No active prompts.

Accepted

hide

PROMPT TEXT	ACCEPTED DATE	ACTION
MHFL High Cholesterol	26/02/2018	UNACCEPT

Deferred

hide

No deferred prompts.

Dismissed

hide

No dismissed prompts.

This functionality, while easy to use, will allow in depth analysis of patients who have participated in a particular program and is particularly suited to quality improvement projects.