



AIHW Report in PAT CAT

For organisations holding a PIP QI Essential/Professional licence, you can see the PIP QI aggregated data for each Quality Improvement Measure.

 These reports are pre-filtered to show only active patients, but, if needed, you can apply the practice filter. No other filters are possible!

To access these reports, first switch to PIP QI view. The PIP QI module is accessed from the main PAT CAT screen by clicking on the PAT PIP QI menu icon:



Once the PIP QI module has loaded, you can click on the 'AIHW' report tab to see the individual QIMs:

PIP QI Submission Status

PIP QI Report

PIP QI Diabetes and HbA1c

PIP QI Smoking

PIP QI Weight

PIP QI Influenza Immunised

PIP QI Alcohol Consumption

PIP QI CVD Risk Factors

PIP QI Cervical

PIP QI Diabetes BP

AIHW Reports

QIM01 Diabetes

QIM02a Smoking

QIM02b Smoking

QIM03a BMI

QIM03b BMI

QIM04 Influenza 65years

QIM05 Influenza Diabetes

QIM06 Influenza COPD

QIM07 Alcohol

QIM08 CVD

QIM09

QIM10 Diabetes BP

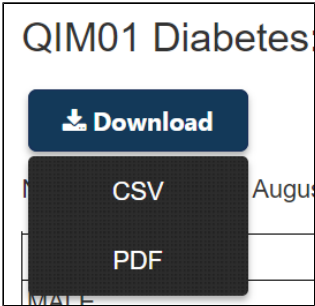
QIM01 Diabetes: Proportion of patients with diabetes with a current HbA1c result

Download

No filters applied for August 2020 - October 2020 audit month. Generated on 29 September 2020 09:41 AM

MALE	0-4YR	NON-INDIGENOUS	T2DM	RECORDED	0	0	0.00 %
MALE	5-14YR	NON-INDIGENOUS	T2DM	RECORDED	0	0	0.00 %
MALE	15-24YR	NON-INDIGENOUS	T2DM	RECORDED	0	0	0.00 %
MALE	25-34YR	NON-INDIGENOUS	T2DM	RECORDED	0	2	0.00 %
MALE	35-44YR	NON-INDIGENOUS	T2DM	RECORDED	5	6	83.33 %
MALE	45-54YR	NON-INDIGENOUS	T2DM	RECORDED	18	26	69.23 %
MALE	55-64YR	NON-INDIGENOUS	T2DM	RECORDED	28	38	73.68 %
MALE	65ANDOVER	NON-INDIGENOUS	T2DM	RECORDED	101	135	74.81 %
FEMALE	0-4YR	NON-INDIGENOUS	T2DM	RECORDED	0	0	0.00 %
FEMALE	5-14YR	NON-INDIGENOUS	T2DM	RECORDED	0	0	0.00 %
FEMALE	15-24YR	NON-INDIGENOUS	T2DM	RECORDED	0	0	0.00 %
FEMALE	25-34YR	NON-INDIGENOUS	T2DM	RECORDED	0	0	0.00 %
FEMALE	35-44YR	NON-INDIGENOUS	T2DM	RECORDED	4	8	50.00 %
FEMALE	45-54YR	NON-INDIGENOUS	T2DM	RECORDED	9	18	50.00 %
FEMALE	55-64YR	NON-INDIGENOUS	T2DM	RECORDED	25	38	65.79 %
FEMALE	65ANDOVER	NON-INDIGENOUS	T2DM	RECORDED	118	148	79.73 %

Each QIM report has a download option to CSV or PDF:



To download the full AIHW in CSV format, please follow the steps in this guide: [Exporting PIP QI Data for AIHW Report from PAT CAT](#)