

PAT PIP QI Essentials Guide



Unknown macro: 'export-link'


- [Bulk Update PIP QI Enrolment Status](#)
- [Enrol Practices in PIP QI](#)
- [PIP QI Email Notifications](#)
- [Practices sharing PIP QI Data only](#)

The PAT CAT PIP QI Essentials module provides information on PIP QI compliant practices, allows PHNs to flag participating practices and to manage reminders and reports relating to PIP QI compliance.

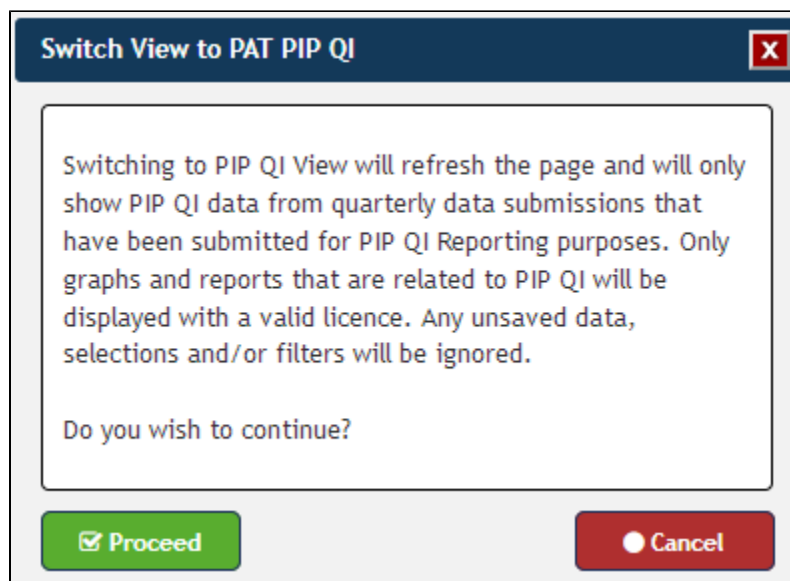
The module is accessed from the main PAT CAT screen by clicking on the PAT PIP QI menu icon. This will open the PIP QI module with reports depending on your licence.



Practices need to be flagged as enrolled in PIP QI in your PAT CAT to show in this view - please check [Enrol Practices in PIP QI](#) for full details. If a practice is not flagged as enrolled in PIP QI in your PAT CAT, their upload won't be shown as PIP QI Compliant!

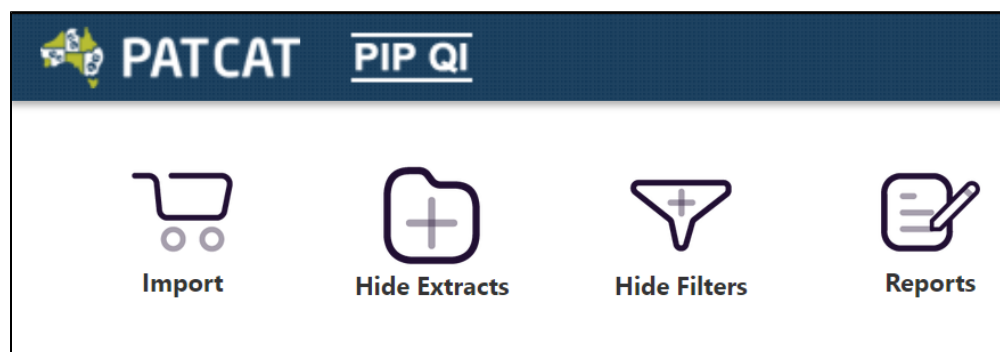


Before the PIP QI module loads, the following warning is displayed; clicking on 'Proceed' will load the module.



There are a number of important differences between the PIP QI view and the standard PAT CAT view. Here is a summary of the differences:

- On the top left PIP QI is displayed:



- The extract panel shows data by PIP QI quarter, at least one upload per quarter is required to show a green number:



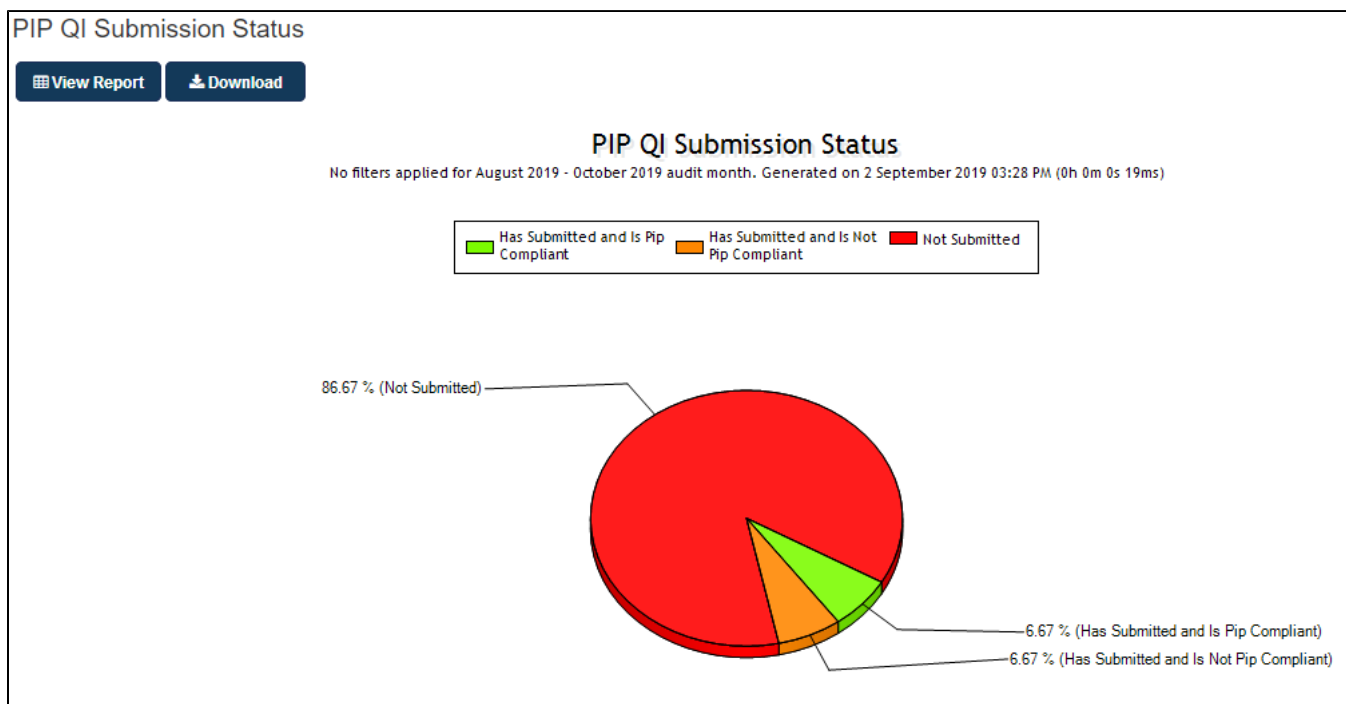
- Only practices indicated as enrolled in PIP QI are showing in the 'Practices' filter. All information shown on the practice filter and in the report is always based on the PIP QI quarter selected!
- The practice status is colour coded:
 - Green dot + red text = compliant extract submitted BUT extract was excluded by the PHN
 - Orange dot + green text = non pip compliant extract submitted AND extract is included
 - Orange dot + red text = non pip compliant extract submitted BUT extract was excluded by the PHN
 - Green text only = compliant extract submitted AND extract is included
 - Red text only = no extract received

Practices ☒ Check All ☐ Uncheck All

<input type="checkbox"/> Anu Test Clinic	<input type="checkbox"/> Edweana's Demo Practice	<input type="checkbox"/> Edweana's Test Practice	<input type="checkbox"/> Gareth Test Clinic	<input type="checkbox"/> Manfred Practice	<input type="checkbox"/> Manfred Training Practice
<input type="checkbox"/> Manfred Training Practice - Geelong (Manfred Training Practice - Client)	<input type="checkbox"/> Matthias QA Clinic	<input type="checkbox"/> Matthias Test Clinic (MM ID123)	<input type="checkbox"/> Matthias Zedmed Clinic (James Test Clinic)	<input type="checkbox"/> Pru Testing Clinic - Surface Pro (JTCSP)	<input type="checkbox"/> Pruthvi Test Practice
<input type="checkbox"/> Vamsi Training Clinic	<input type="checkbox"/> Warren Prod Org (Warren Moore's Practice)				

To find out how to flag practices as enrolled in PIP QI, see here [Enrol Practices in PIP QI](#)

The PIP QI module has limited/different reports from the standard PAT CAT interface. The PIP QI Essentials described here shows one report on the PIP QI submission status of the enrolled practices in your catchment:



This report is based on the selected PIP QI quarter (Aug-Oct, Nov-Jan,...) and takes the exclusion period from the 15th of the last month in the quarter into account. Only practices flagged as enrolled to PIP QI are considered for this graph.

The following categories are available in the report:

- 'Has Submitted and is PIP Compliant' - practices who are enrolled and have submitted data in the current quarter
- 'Has Submitted and is Not PIP Compliant' - practices who are enrolled and have submitted data in the current quarter prior to being enrolled in PAT PIP QI. PEN CS is currently reviewing this to create a quick way to update these practices.
- 'Not Submitted' - practices who are enrolled and have not submitted data during the current quarter

The 'View Report' button provides more details:

PIP QI Submission Status							
No filters applied for August 2019 - October 2019 audit month. Generated on 2/09/2019 3:42 PM							
Measure	PHN	PHN %	Matthias Test Clinic	PAT Training Site 2	Prac_CC_BP_1	Robert Test Practice	Vamsi's Test Prac
Total PIP QI Participating Practices	15						
PIP QI Practice Code			-	-	-	-	-
Has Submitted and Is Pip Compliant	1	6.67 %	Yes				
Has Submitted and Is Not Pip Compliant	1	6.67 %					
Not Submitted	13	86.67 %		No	No	No	No

The report can be downloaded using the 'Download' button:

