

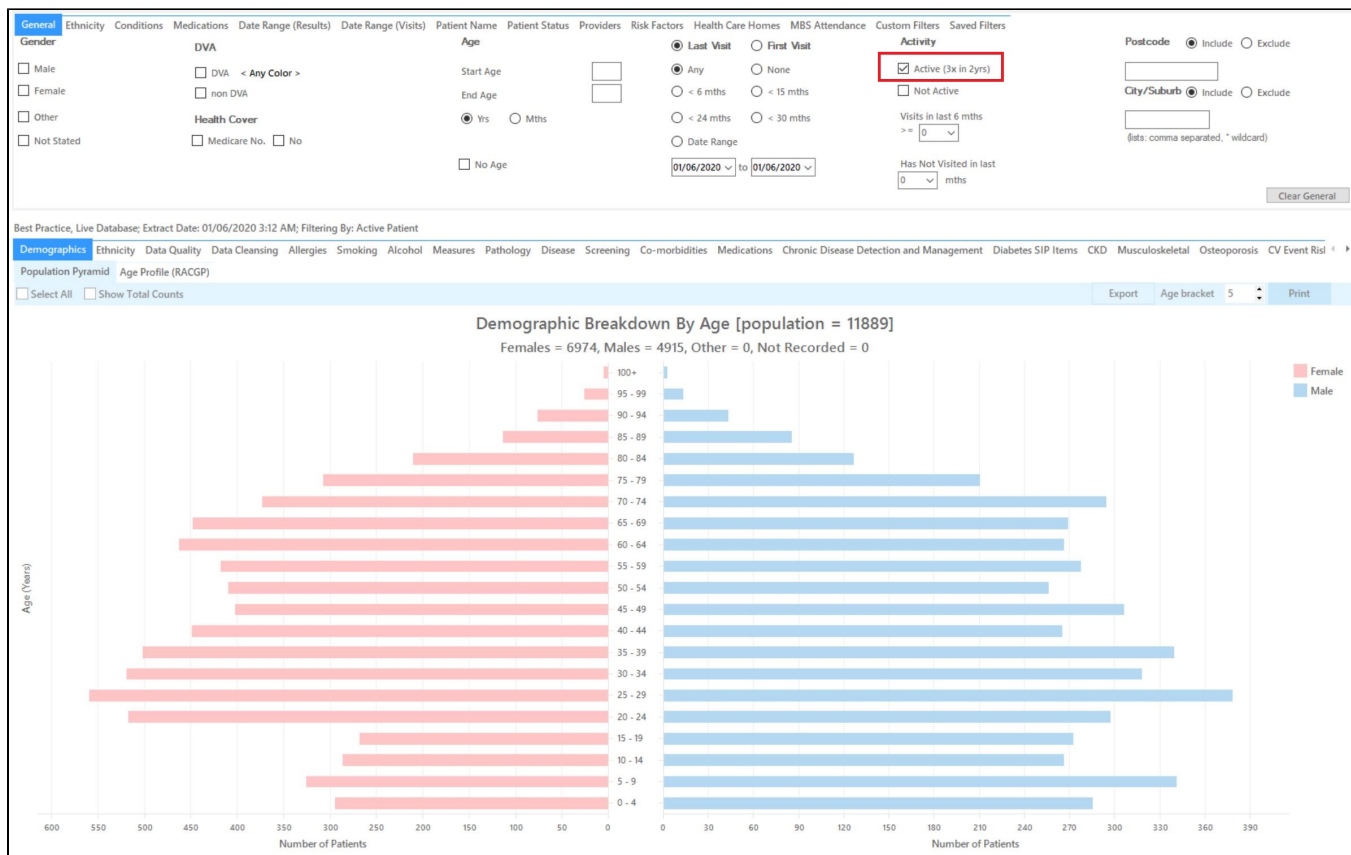
Find all active patients currently on a GP Management Plan (GPMP) with complex needs and may benefit from screening for potential palliative care needs



Unknown macro: 'export-link'

Recipe Name:	Find all active patients currently on a GP Management Plan (GPMP) with complex needs and may benefit from screening for potential palliative care needs.
Rationale:	<p>Patients who have a chronic or terminal medical condition, with or without complex care needs, and who would benefit from a structured care approach, are eligible for a GP Management Plan¹.</p> <p>Active patients who have visited their GP in the preceding 12 months and are on a current GPMP for chronic conditions and terminal conditions, may benefit from screening for potential palliative care needs².</p> <p>This recipe assists practitioners to identify patients appropriate for screening for potential palliative care needs.</p> <p>1 https://www1.health.gov.au/internet/main/publishing.nsf/Content/mbsprimarycare-chronicdiseasemanagement-qanda</p> <p>2 Hawley P. Barriers to Access to Palliative Care. Palliat Care. 2017; 10:1178224216688887. Published 2017 Feb 20. doi:10.1177 /1178224216688887</p>
Target:	Active patients with a GPMP billed in the last 12 months with respiratory, cardiovascular, renal or dementia / Alzheimer's conditions.
Recipe Limitations:	Diagnosis needs to be coded in patient record
CAT Starting Point:	<ol style="list-style-type: none">1. CAT Open - CAT4 view (all reports) loaded2. Population Extract Loaded and Extract Pane "Hidden"3. Active selected on general filter tab

CAT Starting Point



Filter Steps

To find all patients who had a GPMP billed in the last 12 months we need the Date Range Results filter and set it to 12 months:

Filter

General Ethnicity Conditions Medications **Date Range (Results)** Date Range (Visits) Patient Name Patient Status Providers Risk Factors Health Care Homes MBS Attendance Custom Filters Saved Filters

Date Range for Last Recorded Result or Event

The date range selected will filter out results or events that are not within the selected period and treat them as not recorded. This filter is not applicable to graphs that display time periods.

☐ All

☐ <= 6 mths

☒ <= 12 mths

☐ <= 15 mths

☐ <= 24 mths

Date Range (from - to)

01/06/2020 01/06/2020

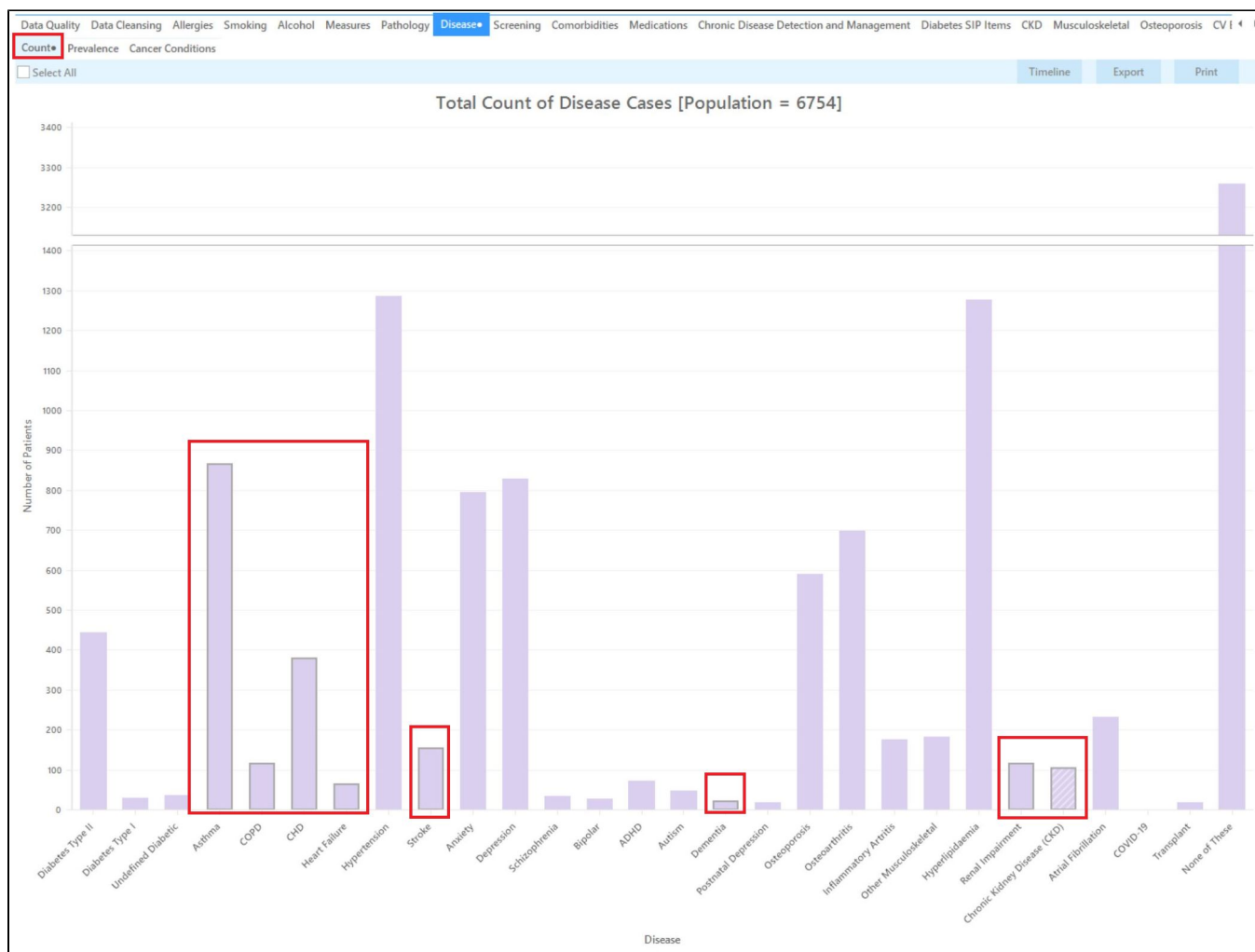
Use for:
Measurements
Pathology
MBS Items
Maternal Health (birth date/weight)
Visit Types
Digital Health (SHS/ES uploads)
Smoking/Alcohol
Influenza
Cervical Screenings
FOBT

As patients with a GPMP item must have visited the practice, we don't need to apply any other filters. Click on 'Recalculate' to apply the filters:



Report Steps

To find patients with respiratory, cardiovascular, renal or dementia / Alzheimer's conditions we need to select those conditions on the 'Disease/Count' report by clicking on the respective bars for each conditions listed:

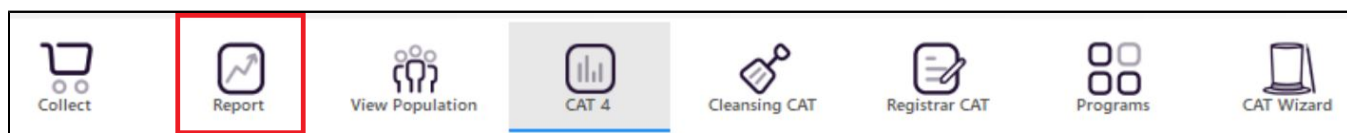


To combine these patients with the MBS item report, go to the 'MBS Item/Count' report while leaving the bars in the Disease report selected. On the MBS item/Count report select the CDM-GPMP bar:



To combine these two reports, we will do a cross tabulation. For full details on how cross tabulations work, please click here: [Cross Tabulation Report](#)

Click on the 'Report' icon on the top of your screen to combine patients with a GPMP claimed in the last 12 months with those having the selected conditions:



This will create a combined report showing only those patients with the selected conditions and a GPMP claimed in the last 12 months. The report shows the condition(s) as well as the date of the last GPMP in the last two columns.

Patient Reidentification

1 of 21

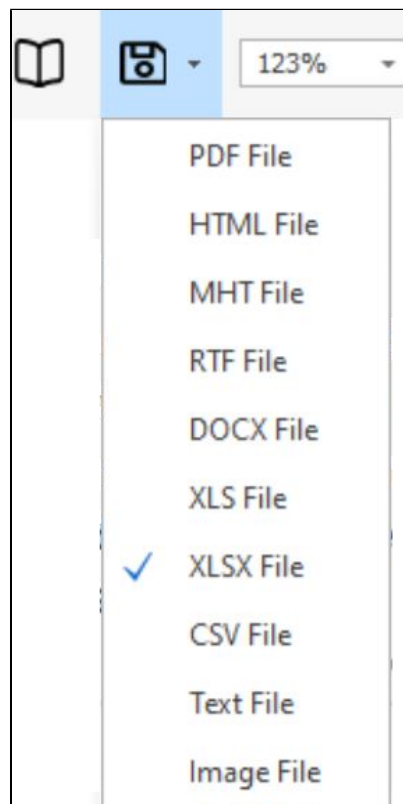
Cross Tabulation Reidentify Report [Patient Count = 197]

Filtering By: Last Results ≤ 12 Mths, Active Patient, Selected: Count (Asthma; COPD; CHD; Heart Failure; Stroke; Dementia; Renal Impairment; Chronic Kidney Disease (CKD)), MBS Items (CDM-GPMP)

ID	Surname	First Name	Known As	Sex	D.O.B (Age)	Address	City	Postcode	Phone (H/W)	Phone (M)	Medicare	Disease	MBS Items
1357	Surname	Firstname_1	Firstname_1	F	01/06/1944 (76)	12 John St	Suburb Town	3639	H:07 50505050 W:07 50509999	1234999999	12341234123 4	Asthma	CDM-GPMP 721 20/12/2019
7277	Surname	Firstname_4	Firstname_4	M	01/06/1951 (69)	12 Jogger St	Suburb Town	3412	H:07 50505050 W:07 50509999	1234999999	12341234123 4	CHD, Stroke	CDM-GPMP 721 27/02/2020
4079	Surname	Firstname_15 6	Firstname_15 6	M	01/06/1937 (83)	12 Jogger St	Suburb Town	3681	H:07 50505050 W:07 50509999	1234999999	12341234123 4	CHD	CDM-GPMP 721 27/08/2019
600	Surname	Firstname_15 8	Firstname_15 8	F	01/06/1939 (81)	12 John St	Suburb Town	5701	H:07 50505050 W:07 50509999	1234999999	12341234123 4	CHD, Heart Failure	CDM-GPMP 721 27/08/2019
10006	Surname	Firstname_19 0	Firstname_19 0	F	01/06/1936 (84)	12 John St	Suburb Town	3633	H:07 50505050 W:07 50509999	1234999999	12341234123 4	Asthma, Stroke	CDM-GPMP 721 06/08/2019
8614	Surname	Firstname_21 2	Firstname_21 2	M	01/06/1947 (73)	12 Jogger St	Suburb Town	5341	H:07 50505050 W:07 50509999	1234999999	12341234123 4	CHD	CDM-GPMP 721 06/09/2019

Refine Selection Add/Withdraw Patient Consent GoShare Plus SMS Recall Voicemail Recall Topbar Prompt

From this report you can export the patient list to Excel or send voice or text messages directly from CAT4. To export a list, click on the disk icon and choose your preferred file format:



To create SMS or Voice messages, please see here for more information: [Recall CAT - Using SMS and Voicemessages in CAT4](#)