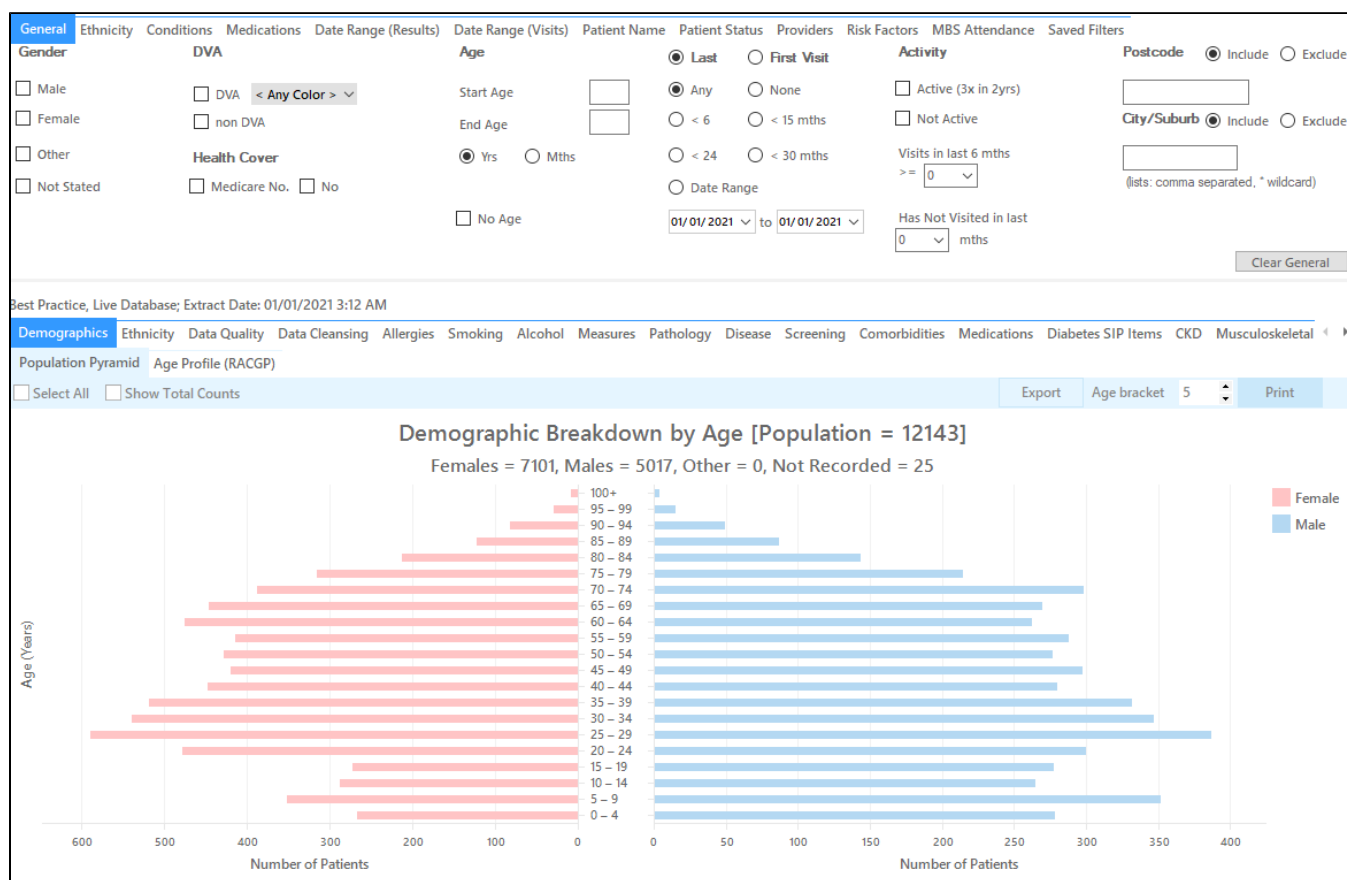


# Identify DVA patients eligible for Coordinated Veterans Care



Unknown macro: 'export-link'

<b>Recipe Name:</b>	Identify DVA patients eligible for Coordinated Veterans Care
<b>Rationale:</b>	<p>The Coordinated Veterans' Care (CVC) Program is a team-based program designed to increase support for Gold Card holders with one or more targeted chronic conditions or complex care needs; and those who are at risk of unplanned hospitalisation.</p> <p>GPs are paid to enrol Gold Card holders onto the CVC Program and to provide ongoing, comprehensive and coordinated care with the assistance of their practice nurse or a community nurse (from a DVA contracted provider).</p>
<b>Target:</b>	To effectively manage the care for DVA patients at risk of unplanned hospitalisation.
<b>CAT Starting Point:</b>	<ol style="list-style-type: none"> <li>1. CAT Open - CAT4 view (all reports) loaded</li> <li>2. Population Extract Loaded and Extract Pane "Hidden" <ol style="list-style-type: none"> <li>a. Filter Pane open and under the 'General' tab 'Active Patients' (3x &lt;2 years) selected (this step can be omitted if you want to search for all patients).</li> </ol> </li> </ol>



## Filter Steps

- Under the 'General' tab, tick the box for DVA, then select **Gold/Full** from the drop-down menu

**General** Ethnicity Conditions Medications Date Range (Results) Date Range (Visits) Patient Name Patient Status Providers Risk Factors MBS Attendance Saved Filters

**Gender**

☐ Male ☐ Female ☐ Other ☐ Not Stated

**DVA**

☒ DVA **Gold/Full** ☐ non DVA

**Health Cover**

☐ Medicare No. ☐ No

**Age**

Start Age  End Age

☒ Yrs ☐ Mths ☐ No Age

**Activity**

☒ Last ☐ First Visit

☒ Any ☐ None

☐ < 6 ☐ < 15 mths ☐ < 24 ☐ < 30 mths ☐ Date Range

01/01/2021 to 01/01/2021

**Activity**

☐ Active (3x in 2yrs) ☐ Not Active

Visits in last 6 mths >=  0

Has Not Visited in last  0 mths

Postcode  City/Suburb ☒ Include ☐ Exclude

(lists: comma separated, \* wildcard)

Clear General

- Under the 'Conditions' tab, choose the 'Chronic' tab, and select a chronic condition, then click 'Recalculate'. This example will look at cardiovascular disease,

Collect Report View Population **CAT 4** Cleansing CAT Registrar CAT Daily CAT Programs Clear Filters **Recalculate**

Filter

**General** Ethnicity **Conditions** Medications Date Range (Results) Date Range (Visits) Patient Name Patient Status Providers Risk Factors MBS Attendance Saved Filters

**Chronic** Mental Health Cancer Other

**Diabetes**

☐ Yes ☐ No ☐ Type II ☐ No ☐ Type I ☐ No ☐ Undefined ☐ No ☐ Type I or II ☐ Gestational ☐ No

**Respiratory**

☐ Yes ☐ No ☐ Asthma ☐ No ☐ COPD ☐ No

**Cardiovascular**

☒ Yes ☐ No

**Musculoskeletal**

☐ Yes ☐ No ☐ Inflammatory ☐ No ☐ Musculoskeletal ☐ No ☐ Bone Disease ☐ No ☐ Osteoporosis ☐ No ☐ Osteoarthritis ☐ No

**Renal Impairment**

☐ Yes ☐ No ☐ Chronic Renal ☐ No ☐ Acute Renal ☐ No ☐ Dialysis ☐ No ☐ Kidney ☐ No

Clear Conditions

## Report Steps

- Hide Filters
- Click the 'View Population' button in the top row.

Collect Report **View Population** CAT 4 Cleansing CAT Registrar CAT Daily CAT Programs

**Patient Reidentification**

1 of 4

Find

**Reidentify Report [Patient Count = 51]**  
Filtering By: DVA, DVA Color Gold/Full, Conditions (Cardiovascular - Yes)

ID	Surname	First Name	Known As	Sex	D.O.B (Age)	Address	City	Postcode	Phone (H/W)	Phone (M)	Medicare	IHI	Assigned Provider & Last Seen
4964	Surname	Firstname_10 113	Firstname_10 113	F	01/01/1924 (97)	12 John St	Suburb Town	3081	H:07 50505050 W:07 50509999	1234999999	12341234123 4		None 23/02/2015
3032	Surname	Firstname_73 37	Firstname_73 37	F	01/01/1921 (100)	12 John St	Suburb Town	4103	H:07 50505050 W:07 50509999	1234999999	12341234123 4		None 14/09/2015
4633	Surname	Firstname_11 179	Firstname_11 179	M	01/01/1924 (97)	12 Jogger St	Suburb Town	5478	H:07 50505050 W:07 50509999	1234999999	12341234123 4		None 08/06/2016
6350	Surname	Firstname_98 76	Firstname_98 76	M	01/01/1921 (100)	12 Jogger St	Suburb Town	2504	H:07 50505050 W:07 50509999	1234999999	12341234123 4		None 04/04/2017
8858	Surname	Firstname_11 08	Firstname_11 08	F	01/01/1923 (98)	12 John St	Suburb Town	5031	H:07 50505050 W:07 50509999	1234999999	12341234123 4		None 09/08/2017
12061	Surname	Firstname_10 716	Firstname_10 716	M	01/01/1950 (71)	12 Jogger St	Suburb Town	5807	H:07 50505050 W:07 50509999	1234999999	12341234123 4		None 12/03/2018
1011	Surname	Firstname_76 53	Firstname_76 53	M	01/01/1948 (73)	12 Jogger St	Suburb Town	3806	H:07 50505050 W:07 50509999	1234999999	12341234123 4		None 24/08/2018
3790	Surname	Firstname_55 87	Firstname_55 87	M	01/01/1929 (92)	12 Jogger St	Suburb Town	5709	H:07 50505050 W:07 50509999	1234999999	12341234123 4		None 18/01/2019

Refine Selection Add/Withdraw Patient Consent Go Share Plus SMS Recall Voicemail Recall Topbar Prompt

This report will show all patients who have a DVA Gold card and have a coded diagnosis of cardiovascular disease. These patients would be eligible for Coordinated Veterans Care.

**i** This recipe shows the steps to view a list of DVA patients with cardiovascular disease who are eligible for Coordinated Veterans Care. This recipe can be modified for patients with any other chronic disease by choosing a different chronic condition under the Conditions, then Chronic filter tab (as shown in the third screenshot above). Other chronic conditions that may be targeted include, but are not limited to:

- COPD
- Asthma
- Hypertension
- Cardiovascular Disease
- Chronic Kidney Disease

### Create a prompt to display in Topbar

**!** Remember you need to be in the CAT4 Daily View to be able to create prompts. Other pre-requisites are:

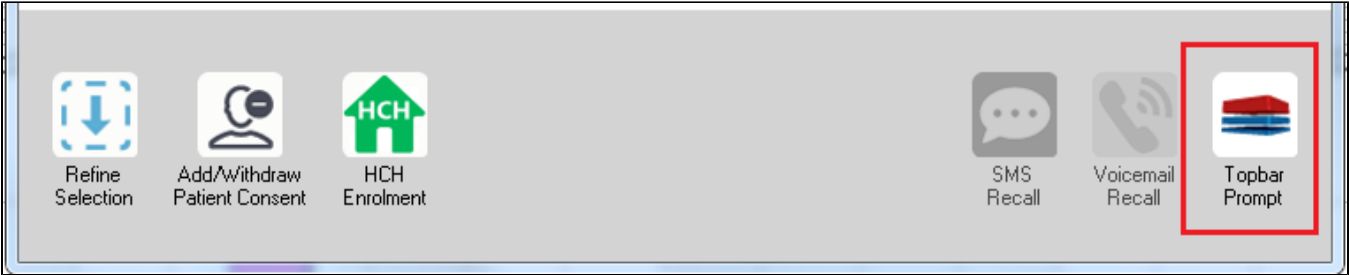
- Topbar is installed
- CAT4 is linked to Topbar via Edit/Preferences/Topbar - check here for details: [Linking CAT to Topbar](#)

To start click on the 'Daily View' icon on the top of your CAT4 screen:

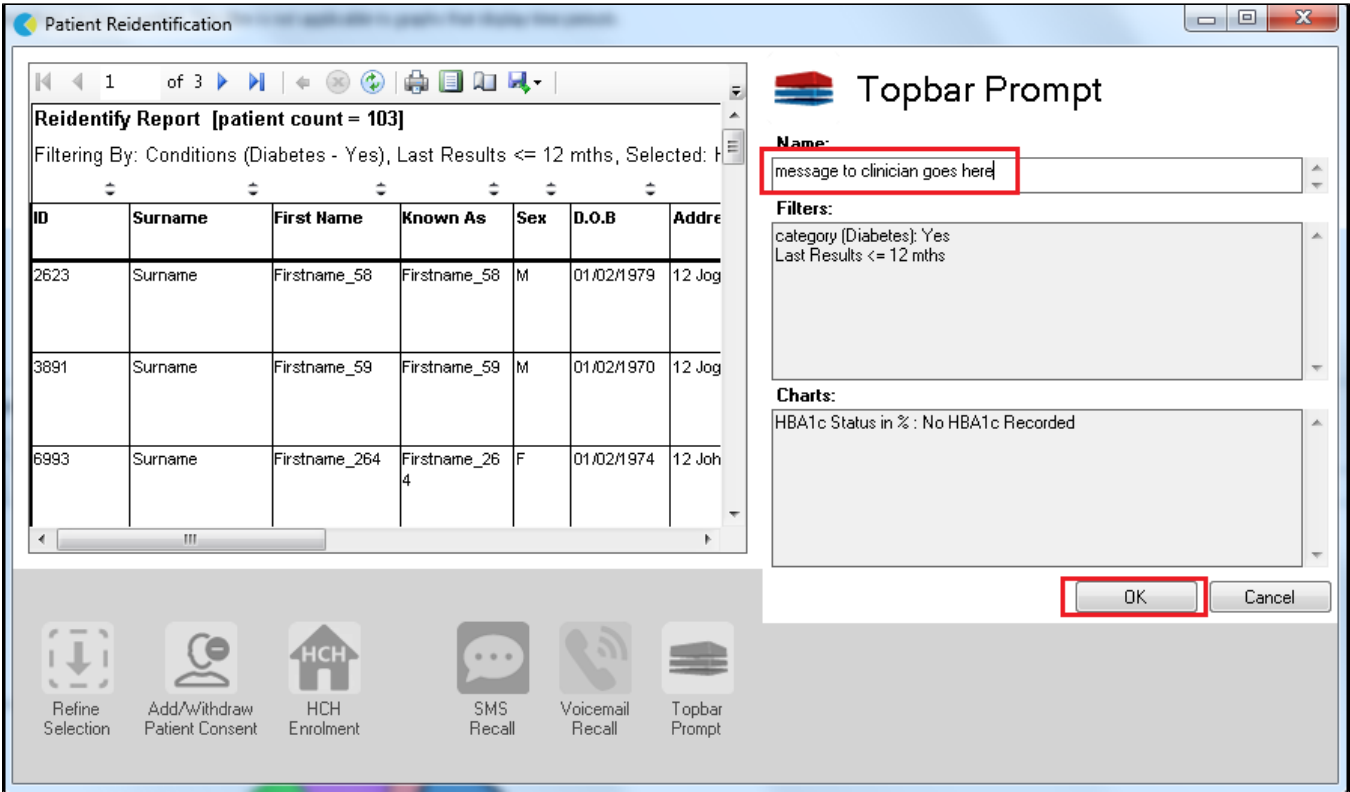


Once you have applied the filter(s) and displayed the patients of interest as described above, you can create a prompt that will be shown to all clinicians using Topbar if a patient meeting the prompt criteria is opened in their clinical system. The full guide is available at [CAT PLUS PROMPTS](#) and a short guide on how to create prompts in CAT4 can be found at [Creating a Prompt in CAT4](#)

To start you have to use the drop-down menu at the bottom of the patient details report and select "Prompt at Consult - Topbar" then click on "Go" to give the new prompt a name.



The name you enter is the prompt text displayed in Topbar, so choose a simple but clear name that tells the clinician seeing the prompt what should be done.



### **To Export Patient List to Microsoft Excel:**



1. Click on the "Export Icon" at the top of the Patient Reidentification window.
2. Click on "Excel"
3. Choose a file name and a location to save to (eg. Create a folder C:/ClinicalAudit/CAT Patient FollowUp)
4. Click "Save"

The steps above will produce a list of patients with contact details in MS Excel which can then be used to:

1. Go back through the individual patient records in the GP Clinical Desktop System (CDS) and update known records
2. Phone patients to update their record
3. Produce a mail merge to recall patients for follow up